



Past due reminder

Total amount due

\$395,881.49

Please pay by

July 5, 2018

Your energy bill

Bill date: June 20, 2018

May

Message Center

** PAST DUE REMINDER **

1-800-357-2262 (Mon-Fri, 7:30 AM - 8:00 PM)

Your bill for service is unpaid and past due. Payment of \$345,115.90 must be received by 7/5/2018 or your account may be removed from the PSE&G collective billing process. As a result, service on individual accounts may be discontinued. If service is discontinued, a reconnection fee of \$45.00 will be charged for each service that is shut off. Service may not be restored on the same day. Delinquent bills result in a poor PSE&G Credit Rating.

Beware of payment scams. If you receive a phone call from someone demanding immediate bill payment with a prepaid card, it is a scam. PSE&G never requires payment with a prepaid card. When in doubt, hang-up and call the number listed on your bill: 1-800-436-7734. For more information, visit pseg.com/scamalert.

Stay connected 24/7! For your convenience, there are a variety of ways to report a power outage and receive outage updates. To learn how, visit pseg.com/outagecenter.

How to contact us

1-855-BIZ-PSEG (249-7734)

Customer service: 7am to 5:30pm Mon to Fri, Closed on weekends and holidays

Emergencies / outages: 24 hours daily

TTY for the hearing impaired 1 800 225-0072

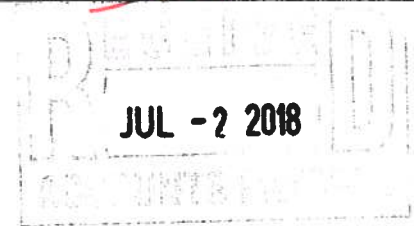
Visit pseg.com/myaccount to access your account anytime

Text us. Register for MyAlerts by texting **REG** to 4PSEG(47734)
> Text **OUT** to report an outage.

facebook.com/pseg
twitter.com/psegdelivers

► TWP OF MONTCLAIR
MONTCLAIR TWP OF

ACCOUNT NUMBER
13 011 504 01



Your billing summary for 20 accounts

Balance remaining from your last bill

PSE&G balance from last bill	\$345,115.90
Balance remaining from your last bill	\$345,115.90

This month's charges and credits

Gas charges - PSE&G	\$4,384.94
<i>Plus</i> Electric charges - PSE&G	\$7,271.02
<i>Plus</i> Unmetered charges - PSE&G	\$1,301.64
<i>Plus</i> Electric supply charges - DIRECT ENERGY BUSINESS, LLC	\$37,102.70
<i>Plus</i> Electric supply charges - TriEagle Energy, LP	\$703.29
<i>Plus</i> Meter Product Charges	\$2.00
This month's charges and credits	\$50,765.59

Total amount due by Jul 5, 2018 **\$395,881.49**

SUMMARY

Page 1 of 23

TWP QF MONTCLAIR
 MONTCLAIR TWP OF
 Your account number: 1301150401
 Invoice Number: 503100043394

Location Summary

Name and service location	Account number	Account summary	Amount	Usage Details (page #)
B O E MONTCLAIR 25 MAPLE AVE GLENFIELD MONTCLAIR TWP NJ	4245518405	PSE&G balance from last bill Current charges Total amount due	\$41,484.47 \$14,144.14 \$55,628.61	Pg. 4
TWP OF MONTCLAIR 141 PARK ST HIGH SCH MONTCLAIR TWP NJ	4245600500	PSE&G balance from last bill Current charges Total amount due	\$36,447.57 \$7,628.66 \$44,076.23	Pg. 5
MONTCLAIR BD OF ED CHAMPLAIN TER O/B-FIELD MONTCLAIR TWP NJ	7337837003	PSE&G balance from last bill Current charges Total amount due	\$51.39 \$11.11 \$62.50	Pg. 6
B O E MONTCLAIR 32 CEDAR AVE NISHUANE MONTCLAIR TWP NJ	7337837100	PSE&G balance from last bill Current charges Total amount due	\$16,925.51 \$3,833.10 \$20,758.61	Pg. 7
B O E MONTCLAIR 20 EDMONT RD EDMONT MONTCLAIR TWP NJ	7337837208	PSE&G balance from last bill Current charges Total amount due	\$17,577.94 \$2,699.60 \$20,277.54	Pg. 8
B O E MONTCLAIR 22 VALLEY RD BD OF ED MONTCLAIR TWP NJ	7337837305	PSE&G balance from last bill Current charges Total amount due	\$71,784.75 \$4,190.61 \$75,975.36	Pg. 9
B O E MONTCLAIR 299 N FULLERTON AVE WATCHUNG MONTCLAIR TWP NJ	7337837402	PSE&G balance from last bill Current charges Total amount due	\$27,833.01 \$2,087.59 \$29,920.60	Pg. 11
MONTCLAIR TWP OF 173 BELLEVUE AVE GAS ACCT MONTCLAIR TWP NJ	7337837518	PSE&G balance from last bill Current charges Total amount due	\$627.63 \$71.60 \$699.23	Pg. 12
MONTCLAIR TWP OF 28 ESSEX AVE MONTCLAIR TWP NJ	7337837607	PSE&G balance from last bill Current charges Total amount due	\$20,670.98 \$4,658.02 \$25,329.00	Pg. 13
B O E MONTCLAIR 603 GROVE ST N W ELEM MONTCLAIR TWP NJ	7337837704	PSE&G balance from last bill Current charges Total amount due	\$30,461.83 \$4,557.14 \$35,018.97	Pg. 14

TWP OF MONTCLAIR
 MONTCLAIR TWP OF
 Your account number: 1301150401
 Invoice Number: 503100043394

Location Summary (continued)

Name and service location	Account number	Account summary	Amount	Usage Details (page #)
MONTCLAIR TWP OF MIDLAND AVE MONTCLAIR TWP NJ	7337837801	PSE&G balance from last bill Current charges Total amount due	\$37.90 \$4.22 \$42.12	Pg. 16
MONTCLAIR TWP OF CHURCH ST & NW COR MONTCLAIR TWP NJ	7337837909	PSE&G balance from last bill Current charges Total amount due	\$92.68 \$12.94 \$105.62	Pg. 17
TWP OF MONTCLAIR 141 PARK ST GAS ACCT MONTCLAIR TWP NJ	7337838018	PSE&G balance from last bill Current charges Total amount due	\$17,520.06 \$254.54 \$17,774.60	Pg. 17
MONTCLAIR TWP OF 41 CHESTNUT ST ARENA MONTCLAIR TWP NJ	7337838107	PSE&G balance from last bill Current charges Total amount due	\$708.98 \$0.00 \$708.98	Pg. 18
MONTCLAIR TWP OF 54 ORANGE RD MONTCLAIR TWP NJ	7337838204	PSE&G balance from last bill Current charges Total amount due	\$8,961.03 \$464.76 \$9,425.79	Pg. 18
TWP OF MONTCLAIR 32 CEDAR AVE MONTCLAIR TWP NJ	7337838301	PSE&G balance from last bill Current charges Total amount due	\$14,248.02 \$247.06 \$14,495.08	Pg. 19
B O E MONTCLAIR 176 N FULLERTON AVE RENA MID MONTCLAIR TWP NJ	7337838409	PSE&G balance from last bill Current charges Total amount due	\$23,748.55 \$3,535.65 \$27,284.20	Pg. 19
B O E MONTCLAIR VARIOUS LOCATIONS LTG MONTCLAIR TWP NJ	7337838506	PSE&G balance from last bill Current charges Total amount due	\$15,637.30 \$1,961.47 \$17,598.77	Pg. 21
MONTCLAIR TWP OF 176 N FULLERTON AVE MONTCLAIR TWP NJ	7337838603	PSE&G balance from last bill Current charges Total amount due	\$296.30 \$35.74 \$332.04	Pg. 22
MONTCLAIR TWP OF 41 CHESTNUT ST ARENA MONTCLAIR TWP NJ	7389579005	Current charges Total amount due	\$367.64 \$367.64	Pg. 22
Total Amount For 20 Accounts			\$395,881.49	

Under applicable tax law, the State Sales and Use Tax and corporate business tax are imposed upon the energy you have used.

TWP OF MONTCLAIR
 MONTCLAIR TWP OF
 Your account number: 1301150401
 Invoice Number: 503100043394

 ACCOUNT NUMBER 4245518405	 SERVICE ADDRESS 25 MAPLE AVE GLENFIELD MONTCLAIR TWP NJ	 NEXT METER READING July 17, 2018
---	--	---

Details of your gas charges

Your rate: Large Volume Gas (LVG)

Meter # 3832932

Actual reading May 16, 2018	167392
Less Actual reading Apr 17, 2018	166032
Difference	1,360

Converted to CCF x 1.012	1,376.320
Converted to therms x 1.036	1,425.868
Total gas you used in 29 days	1,425.868 therms

Delivery charges

Monthly service charge	\$106.75
Charges for delivering gas to you:	
For the First: 425.868 therms x \$0.041938	\$17.86
For the Next: 1,000.000 therms x \$0.043950	\$43.95
Societal Benefits 1,425.868 therms x \$0.043658	\$62.25
<i>This charge recovers the cost of government mandated programs designed to achieve public policy goals, such as energy conservation.</i>	

Total gas delivery charges \$230.81

 **Total gas charges \$230.81**

Details of your electric charges

Your rate: Large Power & Lighting Secondary (LPLS)

Meter # 9206404	Usage
Reading May 16, 2018	
On-Peak Actual	6736
Off-Peak1	0
Off-Peak2	0
Reading Apr 13, 2018	
Less On-Peak Actual	6549
Less Off-Peak1	0
Less Off-Peak2	0
Multiplier	400
Total On kWh	43,914
Total Off kWh	30,824
Total kWh	74,738

Gas Deliveries

Bill Period deliveries	1,479.87
Imbalance	-54.00

The imbalance of -54.00 will be applied to your Gas Deliveries in the month of July. The amount and month applied may differ if you are switching third party suppliers or your account requires an adjustment.

Price to compare

A history of PSE&G's monthly Basic Gas Supply Service (BGSS) prices are located on our website at www.pseg.com.

Your PoD ID is: PG000010408143545191 –
 Your PoD ID is your Point of Delivery identification within PSE&G's system.

BILLED DEMAND

Annual Demand kW	205.90
------------------	--------

MEASURED DEMAND

On-Peak kW	205.90
Off-Peak2 kW	181.80

SUPPLY CAPACITY

Generation kW	98.699
Transmission kW	85.332

TWP OF MONTCLAIR
 MONTCLAIR TWP OF
 Your account number: 1301150401
 Invoice Number: 503100043394

Delivery charges

Monthly service charge		\$370.81
Charges for delivering electric to you:		
Annual Demand	205.900 kW x \$3.575085	\$736.11
	<i>The highest Measured Demand in any time period in the current month.</i>	
kWh - On-peak	43,914 kWh x \$0.001047	\$45.98
	<i>Energy consumed between 8am-10pm, Monday to Friday.</i>	
kWh - Off-peak	30,824 kWh x \$0.001047	\$32.27
	<i>Energy consumed outside peak hours.</i>	
Societal Benefits	74,738 kWh x \$0.007874	\$588.49
Total electric delivery charges		\$1,773.66

Price to compare

You are currently buying your electricity from another supplier. If you had been purchasing your electric supply from PSE&G, your cost would be \$6,099.47. This is your price to compare. It varies from month to month depending on your usage.

Your PoD ID is: PE000010408144345191

 **Total electric charges** **\$1,773.66**

Meter products and services

Meter	Description	Amount
E 626051179	Elec Web (Internet Access)	\$2.00

Total meter products and services **\$2.00**

Electric supply charges - DIRECT ENERGY BUSINESS, LLC

Through the CHOICE Program, you have chosen to purchase electricity from DIRECT ENERGY BUSINESS, LLC. If you have any questions about the electric supply charges below, please contact them directly at (888) 925-9115.

Adjustments	\$0.00
Current charges	\$12,137.67

 **Total DIRECT ENERGY BUSINESS, LLC Charges** **\$12,137.67**

 **ACCOUNT NUMBER**
4245600500

 **SERVICE ADDRESS**
141 PARK ST HIGH SCH
MONTCLAIR TWP NJ

 **NEXT METER READING** July 12, 2018

TWP OF MONTCLAIR
 MONTCLAIR TWP OF
 Your account number: 1301150401
 Invoice Number: 503100043394



Details of your electric charges

Your rate: *Large Power & Lighting Secondary (LPLS)*

Meter # 9213519	Usage
Reading May 11, 2018	
On-Peak Actual	7984
Off-Peak1	0
Off-Peak2	0
Reading Apr 13, 2018	
Less On-Peak Actual	7784
Less Off-Peak1	0
Less Off-Peak2	0
Multiplier	200
Total On kWh	26,193
Total Off kWh	13,756
Total kWh	39,949

BILLED DEMAND

Annual Demand kW 167.40

MEASURED DEMAND

On-Peak kW 167.40

Off-Peak2 kW 128.70

SUPPLY CAPACITY

Generation kW 64.192

Transmission kW 54.745

Delivery charges

Monthly service charge	\$370.81
Charges for delivering electric to you:	
Annual Demand	167,400 kW x \$3.575090 \$598.47
kWh - On-peak	26,193 kWh x \$0.001047 \$27.42
kWh - Off-peak	13,756 kWh x \$0.001047 \$14.40
Societal Benefits	39,949 kWh x \$0.007874 \$314.56
Total electric delivery charges	\$1,325.66

Price to compare

You are currently buying your electricity from another supplier. If you had been purchasing your electric supply from PSE&G, your cost would be \$3,694.43. This is your price to compare. It varies from month to month depending on your usage.

Your PoD ID is: PE000008948130338751



Total electric charges \$1,325.66

Electric supply charges - DIRECT ENERGY BUSINESS, LLC

Through the CHOICE Program, you have chosen to purchase electricity from DIRECT ENERGY BUSINESS, LLC. If you have any questions about the electric supply charges below, please contact them directly at (888) 925-9115.

Adjustments	\$0.00
Current charges	\$6,303.00



Total DIRECT ENERGY BUSINESS, LLC Charges \$6,303.00



ACCOUNT NUMBER
7337837003



SERVICE ADDRESS
CHAMPLAIN TER O/B-FIELD
MONTCLAIR TWP NJ



NEXT METER READING July 10, 2018

TWP OF MONTCLAIR
 MONTCLAIR TWP OF
 Your account number: 1301150401
 Invoice Number: 503100043394



Details of your electric charges

Your rate: *General Lighting & Power (GLP)*

Meter # 626051179

Actual reading May 9, 2018	1197
Less Actual reading Apr 10, 2018	1176
Total electric you used in 29 days	21 kWh

BILLED DEMAND	
Annual Demand kW	0.10
SUPPLY CAPACITY	
Generation kW	0.030
Transmission kW	0.026

Delivery charges

Monthly service charge		\$4.22
Charges for delivering electric to you:		
Annual Demand	0.100 kW x \$4.300000	\$0.43
kWh charges	21 kWh x \$0.004762	\$0.10
Societal Benefits	21 kWh x \$0.008095	\$0.17
Total electric delivery charges		\$4.92



Total electric charges \$4.92

Price to compare

You are currently buying your electricity from another supplier. If you had been purchasing your electric supply from PSE&G, your cost would be \$1.91. This is your price to compare. It varies from month to month depending on your usage.

Your PoD ID is: PE000008184629762503

Electric supply charges - DIRECT ENERGY BUSINESS, LLC

Through the CHOICE Program, you have chosen to purchase electricity from DIRECT ENERGY BUSINESS, LLC. If you have any questions about the electric supply charges below, please contact them directly at (888) 925-9115.

Adjustments	\$0.00
Current charges	\$6.19



Total DIRECT ENERGY BUSINESS, LLC Charges \$6.19



ACCOUNT NUMBER
7337837100



SERVICE ADDRESS
32 CEDAR AVE NISHUANE
MONTCLAIR TWP NJ



NEXT METER READING July 17, 2018



Details of your electric charges

Your rate: *General Lighting & Power (GLP)*

Meter # 59581092

Actual reading May 16, 2018	2516
Less Actual reading Apr 17, 2018	1856
Difference	660
Meter multiplier	30
Total kWh	19,800

BILLED DEMAND	
Annual Demand kW	94.20
MEASURED DEMAND	
Demand kW	94.20
SUPPLY CAPACITY	
Generation kW	79.189
Transmission kW	68.974

TWP OF MONTCLAIR
 MONTCLAIR TWP OF
 Your account number: 1301150401
 Invoice Number: 503100043394

Delivery charges

Monthly service charge		\$4.22
Charges for delivering electric to you:		
Annual Demand	94,200 kW x \$4.328025	\$407.70
kWh charges	19,800 kWh x \$0.004618	\$91.44
Societal Benefits	19,800 kWh x \$0.007874	\$155.91
Total electric delivery charges		\$659.27

 **Total electric charges** **\$659.27**

Price to compare

You are currently buying your electricity from another supplier. If you had been purchasing your electric supply from PSE&G, your cost would be \$2,400.25. This is your price to compare. It varies from month to month depending on your usage.

Your PoD ID is: PE000009434847145191


Electric supply charges - DIRECT ENERGY BUSINESS, LLC

Through the CHOICE Program, you have chosen to purchase electricity from DIRECT ENERGY BUSINESS, LLC. If you have any questions about the electric supply charges below, please contact them directly at (888) 925-9115.

Adjustments	\$0.00
Current charges	\$3,173.83

 **Total DIRECT ENERGY BUSINESS, LLC Charges** **\$3,173.83**

 **ACCOUNT NUMBER**
7337837208

 **SERVICE ADDRESS**
20 EDMONT RD EDMONT
MONTCLAIR TWP NJ

 **NEXT METER READING** July 17, 2018

 **Details of your gas charges**

Your rate: Large Volume Gas (LVG)

Meter # 2209380

Actual reading May 16, 2018	82541
<i>Less</i> Actual reading Apr 17, 2018	81889
Difference	652

Converted to CCF x 1.012	659.824
Converted to therms x 1.036	683.578
Total gas you used in 29 days	683.578 therms

Delivery charges

Monthly service charge	\$106.75	
Charges for delivering gas to you:		
	683.578 therms x \$0.043945	\$30.04
Societal Benefits	683.578 therms x \$0.043653	\$29.84
Total gas delivery charges		\$166.63

 **Total gas charges** **\$166.63**

Gas Deliveries

Bill Period deliveries	982.84
Imbalance	-299.26

The imbalance of -299.26 will be applied to your Gas Deliveries in the month of July. The amount and month applied may differ if you are switching third party suppliers or your account requires an adjustment.

Price to compare

A history of PSE&G's monthly Basic Gas Supply Service (BGSS) prices are located on our website at www.pseg.com.

Your PoD ID is: PG000011140101445191

TWP OF MONTCLAIR
 MONTCLAIR TWP OF
 Your account number: 1301150401
 Invoice Number: 503100043394



Details of your electric charges

Your rate: *General Lighting & Power (GLP)*

Meter # 1205063

Actual reading May 16, 2018	599
<i>Less</i> Actual reading Apr 17, 2018	313
Difference	286
Meter multiplier	30
Total kWh	8,580

Delivery charges

Monthly service charge		\$4.22
Charges for delivering electric to you:		
Annual Demand	36.600 kW x \$4.327869	\$158.40
kWh charges	8,580 kWh x \$0.004618	\$39.62
Societal Benefits	8,580 kWh x \$0.007874	\$67.56
Total electric delivery charges		\$269.80

Total electric charges **\$269.80**

Electric supply charges - DIRECT ENERGY BUSINESS, LLC

Through the CHOICE Program, you have chosen to purchase electricity from DIRECT ENERGY BUSINESS, LLC. If you have any questions about the electric supply charges below, please contact them directly at (888) 925-9115.

Adjustments	\$831.97
Current charges	\$1,431.20

Total DIRECT ENERGY BUSINESS, LLC Charges **\$2,263.17**

BILLED DEMAND

Annual Demand kW 36.60

MEASURED DEMAND

Demand kW 36.60

SUPPLY CAPACITY

Generation kW 41.255

Transmission kW 35.934

Price to compare

You are currently buying your electricity from another supplier. If you had been purchasing your electric supply from PSE&G, your cost would be \$1,124.90. This is your price to compare. It varies from month to month depending on your usage.

Your PoD ID is: PE000011140102245191

ACCOUNT NUMBER
7337837305

SERVICE ADDRESS
22 VALLEY RD BD OF ED
MONTCLAIR TWP NJ

NEXT METER READING July 6, 2018



Details of your gas charges

Your rate: *General Service Gas (GSG)*

Meter # 4223501

Actual reading May 7, 2018	2937
<i>Less</i> Actual reading Apr 6, 2018	2718
Difference	219

Converted to CCF x 1.012	221.628
Converted to therms x 1.035	229.385
Total gas you used in 31 days	229.385 therms


Gas Deliveries

Bill Period deliveries	308.52
Imbalance	-79.13

The imbalance of -79.13 will be applied to your Gas Deliveries in the month of July. The amount and month applied may differ if you are switching third party suppliers or your account requires an adjustment.

Delivery charges

Monthly service charge		\$12.03
Charges for delivering gas to you:		
	229.385 therms x \$0.263444	\$60.43
Societal Benefits	229.385 therms x \$0.043638	\$10.01
Total gas delivery charges		\$82.47

 **Total gas charges** **\$82.47**

Details of your gas charges

Your rate: *Large Volume Gas (LVG)*

Meter # 3637119

Estimated reading May 7, 2018	438730
<i>Less</i> Actual reading Apr 9, 2018	435167
Difference	3,563

Converted to CCF x 1.012	3,605.756
Converted to therms x 1.036	3,735.563
Total gas you used in 28 days	3,735.563 therms

Delivery charges

Monthly service charge		\$106.75
Charges for delivering gas to you:		
For the First:	1,000.000 therms x \$0.043950	\$43.95
For the Next:	2,735.563 therms x \$0.041940	\$114.73
Societal Benefits	3,735.563 therms x \$0.043659	\$163.09
Total gas delivery charges		\$428.52

Supply charges

Cost of gas supplied by PSE&G:		
	3,735.563 therms x \$0.512116	\$1,913.04
Total gas supply charges		\$1,913.04

 **Total gas charges** **\$2,341.56**

Details of your electric charges

Your rate: *General Lighting & Power (GLP)*

Meter # 678000415

Actual reading May 7, 2018	96494
<i>Less</i> Actual reading Apr 9, 2018	96238
Difference	256
Meter multiplier	30
Total kWh	7,680

Price to compare

A history of PSE&G's monthly Basic Gas Supply Service (BGSS) prices are located on our website at www.pseg.com.

Your PoD ID is: PG000009908906245191

Price to compare

A history of PSE&G's monthly Basic Gas Supply Service (BGSS) prices are located on our website at www.pseg.com.

Your PoD ID is: PG000011965185945191

BILLED DEMAND

Annual Demand kW 37.50

MEASURED DEMAND

Demand kW 37.50

SUPPLY CAPACITY

Generation kW 48.101

Transmission kW 41.896

TWP OF MONTCLAIR
 MONTCLAIR TWP OF
 Your account number: 1301150401
 Invoice Number: 503100043394

Delivery charges

Monthly service charge		\$4.22
Charges for delivering electric to you:		
Annual Demand	37,500 kW x \$4.328000	\$162.30
kWh charges	7,680 kWh x \$0.004618	\$35.47
Societal Benefits	7,680 kWh x \$0.007874	\$60.47
Total electric delivery charges		\$262.46

 **Total electric charges** **\$262.46**

Price to compare

You are currently buying your electricity from another supplier. If you had been purchasing your electric supply from PSE&G, your cost would be \$1,132.56. This is your price to compare. It varies from month to month depending on your usage.




Your PoD ID is: PE000009908907045191

Electric supply charges - DIRECT ENERGY BUSINESS, LLC

Through the CHOICE Program, you have chosen to purchase electricity from DIRECT ENERGY BUSINESS, LLC. If you have any questions about the electric supply charges below, please contact them directly at (888) 925-9115.

Adjustments	\$0.00
Current charges	\$1,504.12

 **Total DIRECT ENERGY BUSINESS, LLC Charges** **\$1,504.12**

 ACCOUNT NUMBER 7337837402	 SERVICE ADDRESS 299 N FULLERTON AVE WATCHUNG MONTCLAIR TWP NJ	 NEXT METER READING July 17, 2018
---	--	---

 **Details of your gas charges**

Your rate: *Large Volume Gas (LVG)*

Meter # 3010325

Actual reading May 16, 2018	57543
<i>Less</i> Actual reading Apr 17, 2018	56584
Difference	959

Converted to CCF x 1.012	970.508
Converted to therms x 1.036	1,005.446
Total gas you used in 29 days	1,005.446 therms

Delivery charges

Monthly service charge	\$106.75
Charges for delivering gas to you:	
For the First:	5.446 therms x \$0.042233 \$0.23
For the Next:	1,000.000 therms x \$0.043950 \$43.95
Societal Benefits	1,005.446 therms x \$0.043662 \$43.90
Total gas delivery charges	\$194.83

 **Total gas charges** **\$194.83**

Gas Deliveries

Bill Period deliveries	840.61
Imbalance	164.84

The imbalance of 164.84 will be applied to your Gas Deliveries in the month of July. The amount and month applied may differ if you are switching third party suppliers or your account requires an adjustment.

Price to compare

A history of PSE&G's monthly Basic Gas Supply Service (BGSS) prices are located on our website at www.pseg.com.

Your PoD ID is: PG000008219967045191

TWP OF MONTCLAIR
 MONTCLAIR TWP OF
 Your account number: 1301150401
 Invoice Number: 503100043394



Details of your electric charges

Your rate: *General Lighting & Power (GLP)*

Meter # 52895559

Actual reading May 16, 2018	3107
Less Actual reading Apr 17, 2018	2573
Difference	534
Meter multiplier	30
Total kWh	16,020

Delivery charges

Monthly service charge		\$4.22
Charges for delivering electric to you:		
Annual Demand	67.200 kW x \$4.327976	\$290.84
kWh charges	16,020 kWh x \$0.004618	\$73.98
Societal Benefits	16,020 kWh x \$0.007874	\$126.14
Total electric delivery charges		\$495.18



Total electric charges \$495.18

BILLED DEMAND

Annual Demand kW 67.20

MEASURED DEMAND

Demand kW 67.20

SUPPLY CAPACITY

Generation kW 69.761

Transmission kW 60.762

Price to compare

You are currently buying your electricity from another supplier. If you had been purchasing your electric supply from PSE&G, your cost would be \$2,048.02. This is your price to compare. It varies from month to month depending on your usage.

Your PoD ID is: PE000008219968845191

Electric supply charges - DIRECT ENERGY BUSINESS, LLC

Through the CHOICE Program, you have chosen to purchase electricity from DIRECT ENERGY BUSINESS, LLC. If you have any questions about the electric supply charges below, please contact them directly at (888) 925-9115.

Adjustments	\$0.00
Current charges	\$1,397.58



Total DIRECT ENERGY BUSINESS, LLC Charges \$1,397.58



ACCOUNT NUMBER
7337837518



SERVICE ADDRESS
173 BELLEVUE AVE GAS ACCT
MONTCLAIR TWP NJ



NEXT METER READING July 17, 2018



Details of your gas charges

Your rate: *General Service Gas Heating - GSG (HTG)*

Meter # 2414297

Actual reading May 16, 2018	72598
Less Actual reading Apr 17, 2018	72413
Difference	185

Converted to CCF x 1.012	187.220
Converted to therms x 1.036	193.960

Total gas you used in 29 days 193.960 therms

Gas Deliveries

Bill Period deliveries	264.37
Imbalance	-70.41

The imbalance of -70.41 will be applied to your Gas Deliveries in the month of July. The amount and month applied may differ if you are switching third party suppliers or your account requires an adjustment.

TWP OF MONTCLAIR
 MONTCLAIR TWP OF
 Your account number: 1301150401
 Invoice Number: 503100043394

Delivery charges

Monthly service charge		\$12.03
Charges for delivering gas to you:		
	193.960 therms x \$0.263456	\$51.10
Societal Benefits	193.960 therms x \$0.043669	\$8.47
Total gas delivery charges		\$71.60

 **Total gas charges** **\$71.60**

Price to compare

A history of PSE&G's monthly Basic Gas Supply Service (BGSS) prices are located on our website at www.pseg.com.

Your PoD ID is: PG000008219969680717

 **ACCOUNT NUMBER**
7337837607

 **SERVICE ADDRESS**
28 ESSEX AVE
MONTCLAIR TWP NJ

 **NEXT METER READING** July 17, 2018

 **Details of your gas charges**

Your rate: *Large Volume Gas (LVG)*

Meter # 3165741

Actual reading May 16, 2018	44625
<i>Less</i> Actual reading Apr 17, 2018	44014
Difference	611

Converted to CCF x 1.012	618.332
Converted to therms x 1.036	640.592
Total gas you used in 29 days	640.592 therms

Delivery charges

Monthly service charge		\$106.75
Charges for delivering gas to you:		
	640.592 therms x \$0.043944	\$28.15
Societal Benefits	640.592 therms x \$0.043663	\$27.97
Total gas delivery charges		\$162.87

 **Total gas charges** **\$162.87**

Gas Deliveries

Bill Period deliveries	717.58
Imbalance	-76.98

The imbalance of -76.98 will be applied to your Gas Deliveries in the month of July. The amount and month applied may differ if you are switching third party suppliers or your account requires an adjustment.

Price to compare

A history of PSE&G's monthly Basic Gas Supply Service (BGSS) prices are located on our website at www.pseg.com.

Your PoD ID is: PG000007977730678939

 **Details of your electric charges**

Your rate: *General Lighting & Power (GLP)*

Meter # 9195583

Actual reading May 16, 2018	12816
<i>Less</i> Estimated reading Apr 17, 2018	12637
Difference	179
Meter multiplier	120
Total kWh	21,480

BILLED DEMAND

Annual Demand kW 64.80

MEASURED DEMAND

Demand kW 64.80

SUPPLY CAPACITY

Generation kW 56.627

Transmission kW 49.322

Delivery charges

Monthly service charge		\$4.22
Charges for delivering electric to you:		
Annual Demand	64,800 kW x \$4.327932	\$280.45
kWh charges	21,480 kWh x \$0.004618	\$99.19
Societal Benefits	21,480 kWh x \$0.007874	\$169.13
Total electric delivery charges		\$552.99

 **Total electric charges** **\$552.99**

 **Details of your electric charges**

Your rate: *General Lighting & Power (GLP)*

Meter # 638000167

Actual reading May 16, 2018	34387
Less Estimated reading Apr 17, 2018	34151
Difference	236
Meter multiplier	20
Total kWh	4,720

Delivery charges

Monthly service charge		\$4.22
Charges for delivering electric to you:		
Annual Demand	17,200 kW x \$4.327907	\$74.44
kWh charges	4,720 kWh x \$0.004619	\$21.80
Societal Benefits	4,720 kWh x \$0.007875	\$37.17
Total electric delivery charges		\$137.63

 **Total electric charges** **\$137.63**

Electric supply charges - DIRECT ENERGY BUSINESS, LLC

Through the CHOICE Program, you have chosen to purchase electricity from DIRECT ENERGY BUSINESS, LLC. If you have any questions about the electric supply charges below, please contact them directly at (888) 925-9115.

Adjustments	\$0.00
Current charges	\$3,804.53

 **Total DIRECT ENERGY BUSINESS, LLC Charges** **\$3,804.53**

Price to compare

You are currently buying your electricity from another supplier. If you had been purchasing your electric supply from PSE&G, your cost would be \$2,158.19. This is your price to compare. It varies from month to month depending on your usage.

Your PoD ID is: PE000007977731478939

BILLED DEMAND

Annual Demand kW 17.20

MEASURED DEMAND

Demand kW 17.20

SUPPLY CAPACITY

Generation kW 8.623

Transmission kW 7.511

Price to compare

You are currently buying your electricity from another supplier. If you had been purchasing your electric supply from PSE&G, your cost would be \$419.28. This is your price to compare. It varies from month to month depending on your usage.

Your PoD ID is: PE000007977732278939

 **ACCOUNT NUMBER**
7337837704

 **SERVICE ADDRESS**
603 GROVE ST N W ELEM
MONTCLAIR TWP NJ

 **NEXT METER READING** July 17, 2018

TWP OF MONTCLAIR
 MONTCLAIR TWP OF
 Your account number: 1301150401
 Invoice Number: 503100043394

Details of your gas charges

Your rate: *Large Volume Gas (LVG)*


Meter # 2209360

Actual reading May 16, 2018	742
<i>Less</i> Actual reading Apr 17, 2018	99893
Difference	99,151

Converted to CCF x 1.034	877.781
Converted to therms x 1.036	909.381
Total gas you used in 29 days	909.381 therms

Delivery charges

Monthly service charge	\$106.75
Charges for delivering gas to you:	
909.381 therms x \$0.043942	\$39.96
Societal Benefits 909.381 therms x \$0.043656	\$39.70
Total gas delivery charges	\$186.41

 **Total gas charges** **\$186.41**

Details of your electric charges

Your rate: *General Lighting & Power (GLP)*

Meter # 678001516

Actual reading May 16, 2018	37954
<i>Less</i> Actual reading Apr 17, 2018	37671
Difference	283
Meter multiplier	75
Total kWh	21,225

Delivery charges

Monthly service charge	\$4.22
Charges for delivering electric to you:	
Annual Demand 104.300 kW x \$4.327996	\$451.41
kWh charges 21,225 kWh x \$0.004618	\$98.02
Societal Benefits 21,225 kWh x \$0.007874	\$167.13
Total electric delivery charges	\$720.78

 **Total electric charges** **\$720.78**

Gas Deliveries

Bill Period deliveries	1,294.32
Imbalance	-384.94

The imbalance of -384.94 will be applied to your Gas Deliveries in the month of July. The amount and month applied may differ if you are switching third party suppliers or your account requires an adjustment.

Price to compare

A history of PSE&G's monthly Basic Gas Supply Service (BGSS) prices are located on our website at www.pseg.com.

Your PoD ID is: PG000008704508445191

BILLED DEMAND

Annual Demand kW 104.30

MEASURED DEMAND

Demand kW 104.30

SUPPLY CAPACITY

Generation kW 114.447

Transmission kW 99.685

Price to compare

You are currently buying your electricity from another supplier. If you had been purchasing your electric supply from PSE&G, your cost would be \$2,949.30. This is your price to compare. It varies from month to month depending on your usage.

Your PoD ID is: PE000008704509245191




TWP OF MONTCLAIR
 MONTCLAIR TWP OF
 Your account number: 1301150401
 Invoice Number: 503100043394

Electric supply charges - DIRECT ENERGY BUSINESS, LLC

Through the CHOICE Program, you have chosen to purchase electricity from DIRECT ENERGY BUSINESS, LLC. If you have any questions about the electric supply charges below, please contact them directly at (888) 925-9115.

Adjustments	\$0.00
Current charges	\$3,649.95

 **Total DIRECT ENERGY BUSINESS, LLC Charges** **\$3,649.95**

 ACCOUNT NUMBER 7337837801	 SERVICE ADDRESS MIDLAND AVE MONTCLAIR TWP NJ	 NEXT METER READING July 17, 2018
---	---	---

Details of your electric charges

Your rate: *General Lighting & Power (GLP)*

Meter # 134019815

Actual reading May 16, 2018	34258
<i>Less</i> Actual reading Apr 17, 2018	34258
Total electric you used in 29 days	0 kWh

SUPPLY CAPACITY	
Generation kW	0.001
Transmission kW	0.001

Delivery charges

Monthly service charge	\$4.22
Total electric delivery charges	\$4.22

 **Total electric charges** **\$4.22**

Price to compare

You are currently buying your electricity from another supplier. If you had been purchasing your electric supply from PSE&G, your cost would be \$0.02. This is your price to compare. It varies from month to month depending on your usage.

Your PoD ID is: PE000011384048278916

Electric supply charges - DIRECT ENERGY BUSINESS, LLC

Through the CHOICE Program, you have chosen to purchase electricity from DIRECT ENERGY BUSINESS, LLC. If you have any questions about the electric supply charges below, please contact them directly at (888) 925-9115.

Adjustments	\$0.00
Current charges	\$0.00

 **Total DIRECT ENERGY BUSINESS, LLC Charges** **\$0.00**

TWP OF MONTCLAIR
 MONTCLAIR TWP OF
 Your account number: 1301150401
 Invoice Number: 503100043394

 ACCOUNT NUMBER 7337837909	 SERVICE ADDRESS CHURCH ST & NW COR MONTCLAIR TWP NJ	 NEXT METER READING July 3, 2018
---	--	--


Your unmetered electric charges

Your rate: *General Lighting & Power (GLP)*

USAGE

For the period Apr 5, 2018 to Jun 4, 2018 : 30 kWh

Delivery charges

Fixed services		\$1.95
Charges for delivering electric to you:		
Annual Demand	0.300 kW x \$4.333333	\$1.30
kWh charges		
For the first	26 kWh x \$0.004618	\$0.12
For the next	4 kWh x \$0.004690	\$0.02
Societal Benefits	30 kWh x \$0.008000	\$0.24
Facilities charge		\$4.09
Total electric delivery charges		\$7.72
 Total unmetered electric charges		\$7.72

BILLED DEMAND

Annual Demand kW 0.30

SUPPLY CAPACITY

Generation kW 0.293
 Transmission kW 0.255

Price to compare

If you want to consider getting your electric supply from another supplier, you can compare their price with ours. This month, your cost for energy supply is \$6.17. This price to compare varies from month to month, depending on your usage.




Your PoD ID is: PE000011818803678780

Electric supply charges - DIRECT ENERGY BUSINESS, LLC

Through the CHOICE Program, you have chosen to purchase electricity from DIRECT ENERGY BUSINESS, LLC. If you have any questions about the electric supply charges below, please contact them directly at (888) 925-9115.

Adjustments	\$0.00
Current charges	\$5.22

 **Total DIRECT ENERGY BUSINESS, LLC Charges** **\$5.22**

 ACCOUNT NUMBER 7337838018	 SERVICE ADDRESS 141 PARK ST GAS ACCT MONTCLAIR TWP NJ	 NEXT METER READING July 17, 2018
---	--	---

TWP OF MONTCLAIR
 MONTCLAIR TWP OF
 Your account number: 1301150401
 Invoice Number: 503100043394

Details of your gas charges

Your rate: *Large Volume Gas (LVG)*


Meter # 3637994

Actual reading May 16, 2018	342250
Less Actual reading Apr 17, 2018	340660
Difference	1,590

Converted to CCF x 1.034	1,643.901
Converted to therms x 1.036	1,703.081
Total gas you used in 29 days	1,703.081 therms

Delivery charges

Monthly service charge	\$106.75
Charges for delivering gas to you:	
For the First: 703.081 therms x \$0.041944	\$29.49
For the Next: 1,000.000 therms x \$0.043950	\$43.95
Societal Benefits 1,703.081 therms x \$0.043656	\$74.35
Total gas delivery charges	\$254.54

 **Total gas charges** **\$254.54**

Gas Deliveries

Bill Period deliveries	2,361.39
Imbalance	-658.31

The imbalance of -658.31 will be applied to your Gas Deliveries in the month of July. The amount and month applied may differ if you are switching third party suppliers or your account requires an adjustment.

Price to compare


A history of PSE&G's monthly Basic Gas Supply Service (BGSS) prices are located on our website at www.pseg.com.

Your PoD ID is: PG000010163338638751

 **ACCOUNT NUMBER**
7337838107

 **SERVICE ADDRESS**
41 CHESTNUT ST ARENA
MONTCLAIR TWP NJ

 **ACCOUNT NUMBER**
7337838204

 **SERVICE ADDRESS**
54 ORANGE RD
MONTCLAIR TWP NJ

 **NEXT METER READING** July 17, 2018

Details of your electric charges

Your rate: *General Lighting & Power (GLP)*

Meter # 278003480

Actual reading May 16, 2018	1322
Less Estimated reading Apr 17, 2018	838
Difference	484
Meter multiplier	30
Total kWh	14,520

Delivery charges

Monthly service charge	\$4.22
Charges for delivering electric to you:	
Annual Demand 64.500 kW x \$4.328062	\$279.16
kWh charges 14,520 kWh x \$0.004618	\$67.05
Societal Benefits 14,520 kWh x \$0.007874	\$114.33
Total electric delivery charges	\$464.76

BILLED DEMAND

Annual Demand kW 64.50

MEASURED DEMAND

Demand kW 64.50

SUPPLY CAPACITY

Generation kW 71.278

Transmission kW 62.084




TWP OF MONTCLAIR
 MONTCLAIR TWP OF
 Your account number: 1301150401
 Invoice Number: 503100043394

 **Total electric charges** **\$464.76**

Price to compare

You are currently buying your electricity from another supplier. If you had been purchasing your electric supply from PSE&G, your cost would be \$1,963.93. This is your price to compare. It varies from month to month depending on your usage.

Your PoD ID is: PE000009434846378760

 ACCOUNT NUMBER 7337838301	 SERVICE ADDRESS 32 CEDAR AVE MONTCLAIR TWP NJ	 NEXT METER READING July 17, 2018
---	--	---

 **Details of your gas charges**

Your rate: *Large Volume Gas (LVG)*

Meter # 3929120

Actual reading May 16, 2018	38153
<i>Less</i> Actual reading Apr 17, 2018	36693
Difference	1,460
Converted to CCF x 1.068	1,559.572
Converted to therms x 1.036	1,615.717
Total gas you used in 29 days	1,615.717 therms

Gas Deliveries

Bill Period deliveries	1,584.83
Imbalance	30.89

The imbalance of 30.89 will be applied to your Gas Deliveries in the month of July. The amount and month applied may differ if you are switching third party suppliers or your account requires an adjustment.


Delivery charges

Monthly service charge	\$106.75
Charges for delivering gas to you:	
For the First: 615.717 therms x \$0.041935	\$25.82
For the Next: 1,000.000 therms x \$0.043950	\$43.95
Societal Benefits 1,615.717 therms x \$0.043659	\$70.54
Total gas delivery charges	\$247.06

Price to compare

A history of PSE&G's monthly Basic Gas Supply Service (BGSS) prices are located on our website at www.pseg.com.

Your PoD ID is: PG000009676840338751

 **Total gas charges** **\$247.06**

 ACCOUNT NUMBER 7337838409	 SERVICE ADDRESS 176 N FULLERTON AVE RENA MID MONTCLAIR TWP NJ	 NEXT METER READING July 17, 2018
---	--	---

TWP OF MONTCLAIR
 MONTCLAIR TWP OF
 Your account number: 1301150401
 Invoice Number: 503100043394

Details of your gas charges

Your rate: *Large Volume Gas (LVG)*

Meter # 2415310

Actual reading May 16, 2018	98678
<i>Less</i> Actual reading Apr 17, 2018	97842
Difference	836

Converted to CCF x 1.034	864.340
Converted to therms x 1.036	895.457
Total gas you used in 29 days	895.457 therms

Delivery charges

Monthly service charge	\$106.75
Charges for delivering gas to you:	
895.457 therms x \$0.043944	\$39.35
Societal Benefits 895.457 therms x \$0.043654	\$39.09
Total gas delivery charges	\$185.19

 **Total gas charges** **\$185.19**

Details of your electric charges

Your rate: *General Lighting & Power (GLP)*

Meter # 278002714

Actual reading May 16, 2018	5757
<i>Less</i> Actual reading Apr 17, 2018	5382
Difference	375
Meter multiplier	45
Total kWh	16,875

Delivery charges

Monthly service charge	\$4.22
Charges for delivering electric to you:	
Annual Demand 78.800 kW x \$4.328046	\$341.05
kWh charges 16,875 kWh x \$0.004618	\$77.93
Societal Benefits 16,875 kWh x \$0.007874	\$132.87
Total electric delivery charges	\$556.07

 **Total electric charges** **\$556.07**

Gas Deliveries

Bill Period deliveries	753.90
Imbalance	141.56

The imbalance of 141.56 will be applied to your Gas Deliveries in the month of July. The amount and month applied may differ if you are switching third party suppliers or your account requires an adjustment.

Price to compare

A history of PSE&G's monthly Basic Gas Supply Service (BGSS) prices are located on our website at www.pseg.com.

Your PoD ID is: PG000011627847445191

BILLED DEMAND

Annual Demand kW 78.80

MEASURED DEMAND

Demand kW 78.80

SUPPLY CAPACITY

Generation kW 75.074

Transmission kW 65.391

Price to compare

You are currently buying your electricity from another supplier. If you had been purchasing your electric supply from PSE&G, your cost would be \$2,158.37. This is your price to compare. It varies from month to month depending on your usage.

Your PoD ID is: PE000011627848245191




TWP OF MONTCLAIR
 MONTCLAIR TWP OF
 Your account number: 1301150401
 Invoice Number: 503100043394

Electric supply charges - DIRECT ENERGY BUSINESS, LLC

Through the CHOICE Program, you have chosen to purchase electricity from DIRECT ENERGY BUSINESS, LLC. If you have any questions about the electric supply charges below, please contact them directly at (888) 925-9115.

Adjustments	\$0.00
Current charges	\$2,794.39

 **Total DIRECT ENERGY BUSINESS, LLC Charges** **\$2,794.39**

 ACCOUNT NUMBER 7337838506	 SERVICE ADDRESS VARIOUS LOCATIONS LTG MONTCLAIR TWP NJ	 NEXT METER READING July 3, 2018
---	---	--

Your unmetered electric charges

Your rate: *Body Politic Lighting (BPL)*

USAGE

For the period Apr 5, 2018 to Jun 4, 2018 : 8,134 kWh

Delivery charges

Fixture charge \$1,059.60

Charges for delivering electric to you:

kWh charges

For the first	7,180 kWh x \$0.025806	\$185.29
---------------	------------------------	----------

For the next	954 kWh x \$0.025881	\$24.69
--------------	----------------------	---------

Total electric delivery charges **\$1,269.58**

 **Total unmetered electric charges** **\$1,269.58**

Price to compare

If you want to consider getting your electric supply from another supplier, you can compare their price with ours. This month, your cost for energy supply is \$464.09. This price to compare varies from month to month, depending on your usage.

Your PoD ID's are: PE000011818852345191 and PE000011939060745191




Electric supply charges - TriEagle Energy, LP

Through the CHOICE Program, you have chosen to purchase electricity from TriEagle Energy, LP. If you have any questions about the electric supply charges below, please contact them directly at (877) 933-2453.

Adjustments	\$0.00
Current charges	\$691.89

 **Total TriEagle Energy, LP Charges** **\$691.89**

TWP OF MONTCLAIR
 MONTCLAIR TWP OF
 Your account number: 1301150401
 Invoice Number: 503100043394

 ACCOUNT NUMBER 7337838603	 SERVICE ADDRESS 176 N FULLERTON AVE MONTCLAIR TWP NJ	 NEXT METER READING July 3, 2018
---	---	--

Your unmetered electric charges

Your rate: *Body Politic Lighting (BPL)*

USAGE

For the period Apr 5, 2018 to Jun 4, 2018 : 134 kWh

Delivery charges

Fixture charge		\$20.88
Charges for delivering electric to you:		
kWh charges		
For the first	118 kWh x \$0.025807	\$3.05
For the next	16 kWh x \$0.025879	\$0.41

Total electric delivery charges \$24.34

 **Total unmetered electric charges \$24.34**

Price to compare

If you want to consider getting your electric supply from another supplier, you can compare their price with ours. This month, your cost for energy supply is \$7.64. This price to compare varies from month to month, depending on your usage.




Your PoD ID is: PE000011818747580574

Electric supply charges - TriEagle Energy, LP

Through the CHOICE Program, you have chosen to purchase electricity from TriEagle Energy, LP. If you have any questions about the electric supply charges below, please contact them directly at (877) 933-2453.

Adjustments	\$0.00
Current charges	\$11.40

 **Total TriEagle Energy, LP Charges \$11.40**

 ACCOUNT NUMBER 7389579005	 SERVICE ADDRESS 41 CHESTNUT ST ARENA MONTCLAIR TWP NJ	 NEXT METER READING July 17, 2018
---	--	---

Details of your gas charges

Your rate: *General Service Gas Heating - GSG (HTG)*

Meter # 2359827

Actual reading May 16, 2018	2581
Less Estimated reading Feb 16, 2018	1984
Difference	597

Converted to CCF x 1.012	604.164
Converted to therms x 1.037	626.373
Total gas you used in 89 days	626.373 therms

Gas Deliveries

Bill Period deliveries	190.38
Imbalance	48.07

The imbalance of 48.07 will be applied to your Gas Deliveries in the month of July. The amount and month applied may differ if you are switching third party suppliers or your account requires an adjustment.

TWP OF MONTCLAIR
MONTCLAIR TWP OF

Your account number: 1301150401
Invoice Number: 503100043394

Delivery charges

Monthly service charge		\$37.14
Charges for delivering gas to you:		
For the First:	379.992 therms x \$0.276690	\$105.14
For the Next:	246.381 therms x \$0.263454	\$64.91
Balancing Charge	232.696 therms x \$0.113152	\$26.33
Societal Benefits	626.373 therms x \$0.043824	\$27.45
Total gas delivery charges		\$260.97

 **Total gas charges** **\$260.97**

About the balancing charge

The balancing charge includes pipeline, storage and other costs associated with seasonal peaks in usage. It applies during the heating season from November to March.

Price to compare

A history of PSE&G's monthly Basic Gas Supply Service (BGSS) prices are located on our website at www.pseg.com.

Your PoD ID is: PG000010164338577005

 **Details of your electric charges**

Your rate: *General Lighting & Power (GLP)*

Meter # 626051212

Actual reading May 16, 2018	48331
Less Estimated reading Feb 16, 2018	47596
Total electric you used in 89 days	735 kWh

BILLED DEMAND

Annual Demand kW 5.90

MEASURED DEMAND

Demand kW 5.90

SUPPLY CAPACITY

Generation kW 0.685
Transmission kW 0.597

Delivery charges

Monthly service charge		\$12.52
Charges for delivering electric to you:		
Annual Demand	5.900 kW x \$3.738983	\$22.06
kWh charges		
For the first	146 kWh x \$0.004795	\$0.70
For the next	328 kWh x \$0.004848	\$1.59
For the next	261 kWh x \$0.004636	\$1.21
Societal Benefits	735 kWh x \$0.007537	\$5.54
Total electric delivery charges		\$43.62

 **Total electric charges** **\$43.62**

Price to compare

You are currently buying your electricity from another supplier. If you had been purchasing your electric supply from PSE&G, your cost would be \$76.40. This is your price to compare. It varies from month to month depending on your usage.

Your PoD ID is: PE000010164339377005

Electric supply charges - DIRECT ENERGY BUSINESS, LLC

Through the CHOICE Program, you have chosen to purchase electricity from DIRECT ENERGY BUSINESS, LLC. If you have any questions about the electric supply charges below, please contact them directly at (888) 925-9115.

Adjustments	\$54.93
Current charges	\$8.12

 **Total DIRECT ENERGY BUSINESS, LLC Charges** **\$63.05**



PSE&G

We make things work for you.

Total amount due

\$4,358.06

Please pay by

June 4, 2018

Your energy bill

Bill date: May 18, 2018

For the period: April 17, 2018 to May 15, 2018

Message Center

Beware of payment scams. If you receive a phone call from someone demanding immediate bill payment with a prepaid card, it is a scam. PSE&G never requires payment with a prepaid card. When in doubt, hang-up and call the number listed on your bill: 1-800-436-7734. For more information, visit pseg.com/scamalert.

Stay connected 24/7! For your convenience, there are a variety of ways to report a power outage and receive outage updates. To learn how, visit pseg.com/outagecenter.

When you see our crews in the street installing new gas pipes, please pardon any inconvenience. We're working hard to make sure our gas system is upgraded to safely and reliably provide you with heat and hot water now and in the future. For a list of towns and streets where the work is taking place, go to pseg.com/gaswork.

NEXT METER READING June 14, 2018

How to contact us

1-855-BIZ-PSEG (249-7734)

Customer service: 7am to 5:30pm Mon to Fri, Closed on weekends and holidays

Emergencies / outages: 24 hours daily

TTY for the hearing impaired 1 800 225-0072

Visit pseg.com/myaccount to access your account anytime

Text us. Register for MyAlerts by texting **REG** to 4PSEG(47734)
> Text **OUT** to report an outage.

[facebook.com/pseg](https://www.facebook.com/pseg)

twitter.com/psegdelivers

▶ MONTCLAIR TWP OF BOARD OF EDUCATION

ACCOUNT NUMBER
4207950400

SERVICE ADDRESS
51 WASHINGTON ST SCHOOL
MONTCLAIR TWP NJ 07042

Your billing summary

Balance remaining from your last bill


PSE&G balance from last bill	\$18,297.44
<i>Less</i> Payment received - <i>thank you!</i>	-\$18,297.44
Balance remaining from your last bill	\$0.00

This month's charges and credits

Electric charges - PSE&G for 1 meter	\$1,373.97
<i>Plus</i> Electric supply charges - DIRECT ENERGY BUSINESS, LLC	\$2,982.09
<i>Plus</i> Meter Product Charges	\$2.00
This month's charges and credits	\$4,358.06

Total amount due by Jun 4, 2018

\$4,358.06



Message Center (Continued from page 1)

Si desea recibir en español una notificación de desconexión del servicio, llame al **1-800-357-2262**.

In early May, small businesses throughout the country celebrate **National Small Business Week**. In honor of this week, PSE&G would like to thank you for your business, and recognize the critical contributions of New Jersey's small business owners who work hard every day.

At PSE&G, we are committed to supporting your business needs. That's why we created a dedicated, toll-free phone number to address your energy questions and concerns. **PSE&G's Business Solutions Center** is available Monday-Friday, 7:00 a.m. – 5:30 p.m. at **1-855-249-7734 (1-855-BIZ-PSEG)**.

Streetlights help to keep our neighborhoods safe. To report that a streetlight is out in your neighborhood, go to pseg.com/streetlight, or call 1-800-436-PSEG (7734). Tell us the location of the street light, the nearest cross street, and if possible, the pole number (usually located on a metal strip attached to the pole).

For your safety and ours, please slow down and respect traffic cones when you see work being done on the roads. Be patient and careful, and follow the traffic control warnings around job sites.

Don't miss your meter reading

If you'll be away on your meter reading day, log in to *MyAccount* at pseg.com or call 1-800-622-0197 before your scheduled date, to submit your reading.

Electric & Gas Rate Information

For news about PSE&G's rate filing and upcoming public hearings visit www.pseg.com/pseandgfilings. Under applicable tax law, the State Sales and Use Tax and corporate business tax are imposed upon the energy you have used.



Details of your electric charges

Your rate: *Large Power & Lighting Secondary (LPLS)*

Meter # 9213653	Usage In
Actual reading May 15, 2018	22237
<i>Less</i> Actual reading Apr 17, 2018	21767
Multiplier	80
On-peak kWh In	21,190
Off-peak kWh In	16,354
Total kWh in	37,544

Meter # 9213653	Usage Out
Actual reading May 15, 2018	1953
<i>Less</i> Actual reading Apr 17, 2018	1911
Multiplier	80
On-peak kWh Out	207
Off-peak kWh Out	3,155
Total kWh Out	3,362
Net Usage	34,182
On-peak	20,983
Off-peak	13,199

Delivery charges

Monthly service charge	\$370.81
Charges for delivering electric to you:	
Annual Demand 195.300 kW x \$3.575115	\$698.22
<i>The highest Measured Demand in any time period in the current month.</i>	
kWh - On-peak 20,983 kWh x \$0.001047	\$21.97
<i>Energy consumed between 8am-10pm, Monday to Friday.</i>	
kWh - Off-peak 13,199 kWh x \$0.001047	\$13.82
<i>Energy consumed outside peak hours.</i>	
Societal Benefits 34,182 kWh x \$0.007874	\$269.15
<i>This charge recovers the cost of government mandated programs designed to achieve public policy goals, such as energy conservation.</i>	
Total electric delivery charges	\$1,373.97



Total electric charges \$1,373.97

MEASURED DEMAND

On-Peak kW	195.30
Off-Peak1 kW	0.00
Off-Peak2 kW	156.20

Measured Demand is the maximum use of electricity at any time during a monthly time period, as measured by your meter.

BILLED DEMAND

Annual Demand kW	195.30
------------------	--------

SUPPLY CAPACITY

Generation kW	0.000
Transmission kW	36.540

Supply capacity is required to serve the system's annual peak usage. The above supply capacity represents your share of these facilities, in kilowatts (kW). It is calculated based on your peak usage from the previous summer. Supply capacity values are updated periodically throughout the year and are prorated based on your service period.

Price to compare

You are currently buying your electricity from another supplier. If you had been purchasing your electric supply from PSE&G, your cost would be \$2,570.85. This is your *price to compare*. It varies from month to month depending on your usage.

Your PoD ID is: PE000011897052480545 –
Your PoD ID is your Point of Delivery identification within PSE&G's system.



**MONTCLAIR TWP OF
BOARD OF EDUCATION**
Your account number: **4207950400**
Invoice Number: 602605774588

Net Metering Program

Date	Time of use	kWh delivered to you (IN)	kWh delivered to PSE&G (OUT)	Difference (NET)	kWh billed to you	Cumulative kWh
Jun 17	On	26,479	274	26,205	26,205	0
	Off	16,351	3,950	12,401	12,401	0
Jul 17	On	16,679	3,763	12,916	12,916	0
	Off	14,210	3,522	10,688	10,688	0
Aug 17	On	10,432	2,230	8,202	8,202	0
	Off	14,411	3,049	11,362	11,362	0
Sep 17	On	14,876	3,501	11,375	11,375	0
	Off	13,273	4,438	8,835	8,835	0
Oct 17	On	32,312	27	32,285	32,285	0
	Off	16,723	2,561	14,162	14,162	0
Nov 17	On	27,100	135	26,965	26,965	0
	Off	16,051	1,209	14,842	14,842	0
Dec 17	On	34,252	478	33,774	33,774	0
	Off	23,283	1,157	22,126	22,126	0
Jan 18	On	37,636	133	37,503	37,503	0
	Off	38,722	497	38,225	38,225	0
Feb 18	On	34,444	0	34,444	34,444	0
	Off	25,256	777	24,479	24,479	0
Mar 18	On	33,098	0	33,098	33,098	0
	Off	23,831	820	23,011	23,011	0
Apr 18	On	24,370	388	23,982	23,982	0
	Off	22,533	4,270	18,263	18,263	0
May 18	On	21,190	207	20,983	20,983	0
	Off	16,354	3,155	13,199	13,199	0

Your net metering anniversary

You have reached your anniversary month! With net metering, your electric meter keeps track of the amount of electricity you are drawing from PSE&G and the amount you export if your generation exceeds your energy usage. Your excess kWhs are paid back (netted) throughout the year as needed and remaining kWh credits are refunded on an annual basis. The Price per kWh of the annual refund is based on the avoided cost of power on the open market.

Electric supply charges - DIRECT ENERGY BUSINESS, LLC

Through the CHOICE Program, you have chosen to purchase electricity from DIRECT ENERGY BUSINESS, LLC. If you have any questions about the electric supply charges below, please contact them directly at (888) 925-9115.

Adjustments	\$0.00
Current charges	\$2,982.09

 Total DIRECT ENERGY BUSINESS, LLC Charges	\$2,982.09
--	-------------------

Meter products and services

Meter	Description	Amount
E 9213653	Elec web (internet access)	\$2.00
Total meter products and services		\$2.00

Payments

Payment - Thank You	May 7, 2018	-\$5,072.40
Payment - Thank You	Apr 27, 2018	-\$13,225.04
Total payments		\$18,297.44 CR





PSE&G

We make things work for you.

18-0383
BURST Gas \$485.46
A/whin

Shut-off notice
Total amount due **\$8,552.76**
See shut-off notice below for payment details

Your energy bill

Bill date: May 18, 2018
For the period: April 18, 2018 to May 16, 2018

Message Center

**** SHUT-OFF NOTICE ****
1-800-357-2262 (Mon-Fri, 7:30 AM - 8:00 PM)

E-21, 119.90

Your bill is now past due. Payment of \$2,000.10 must be received by 6/4/2018 or service may be shut off. A security deposit may be required if late payments continue. A statement of customer rights and fees is shown on the reverse side.

Si en el futuro usted desea recibir la notificación de desconexión de servicio en español, por favor llame al 1-800-357-2262.

Beware of payment scams. If you receive a phone call from someone demanding immediate bill payment with a prepaid card, it is a scam. PSE&G never requires payment with a prepaid card. When in doubt, hang-up and call the number listed on your bill: 1-800-436-7734. For more information, visit pseg.com/scamalert.

NEXT METER READING June 15, 2018

How to contact us

- 1-855-BIZ-PSEG (249-7734)**
Customer service: 7am to 5:30pm Mon to Fri, Closed on weekends and holidays
Emergencies / outages: 24 hours daily
TTY for the hearing impaired 1 800 225-0072
- Visit pseg.com/myaccount to access your account anytime
- Text us. Register for MyAlerts by texting **REG** to 4PSEG(47734)
> Text **OUT** to report an outage.
- facebook.com/pseg twitter.com/psegdelivers

▶ MONTCLAIR BD OF ED
MONTCLAIR TWP OF

ACCOUNT NUMBER
4200345609

SERVICE ADDRESS
173 BELLEVUE AVE HEBRON MID
MONTCLAIR TWP NJ 07043-1818


Your billing summary

Balance remaining from your last bill

PSE&G balance from last bill	\$8,280.80
Balance remaining from your last bill	\$8,280.80

This month's charges and credits

Gas charges - PSE&G for 1 meter	\$271.96
This month's charges and credits	\$271.96
Total amount due by Jun 4, 2018	\$8,552.76



Statement of customer's rights

If you have any billing or service questions, you should first call PSE&G at **1-800-436-7734** between 7am and 8pm, Monday through Friday, or between 7am and 5pm on Saturdays or visit one of our customer service centers. You may have counsel or third party representation when appearing before PSE&G to contest a bona fide disputed charge.

If you are not able to make a payment, we may be able to help you by setting up a reasonable payment arrangement. You can discuss your options by visiting one of our customer service centers, or by calling our credit and collection center at **1-800-357-2262** between 7:30am and 8pm, Monday through Friday.

If you are not able to resolve a dispute with us, you may contact the New Jersey Board of Public Utilities to ask them to help you resolve it. PSE&G operates under the authority of the Board.

The Board's address is:

44 South Clinton Avenue,
Trenton, NJ 08625
Phone: 1 609 341-9188,
Toll free 1 800 624-0241.

You may also ask for a formal hearing with the Board to discuss your dispute.

If you contact the Board within five days of trying to resolve your dispute with us, we will not shut off service to you because you haven't paid your bill. However, you must pay all other charges that you're not disputing.

If your service is shut off

If we shut off your service because you fail to pay outstanding charges, we will charge a reconnection fee of \$45.00 for each service when you do pay the amount you owe. We may not be able to restore your service on the date you make your payment. We may also require you to pay a security deposit.

You can avoid paying a security deposit and earning a poor credit rating with PSE&G by paying your bills by their due date. A fee of \$30.00 will be charged if a visit is made to collect past due bills. A late payment fee may be charged for past due bills.

Details of your gas charges

Your rate: *Large Volume Gas (LVG)*

Meter # 3637662	Usage
Actual reading May 16, 2018	346059
<i>Less</i> Actual reading Apr 17, 2018	344279
Difference	1,780
Converted to CCF x 1.034	1,840.342
Converted to therms x 1.036	1,906.594
Total gas you used in 29 days	1,906.594 therms

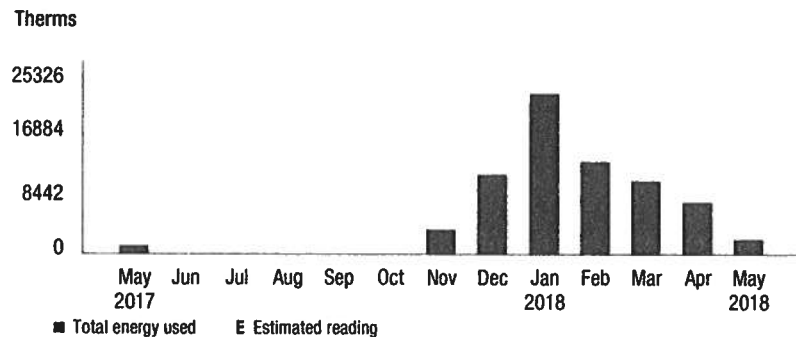
Delivery charges

Monthly service charge	\$106.75
Charges for delivering gas to you:	
For the First 1,000.000 therms x \$0.043950	\$43.95
For the Next 906.594 therms x \$0.041937	\$38.02
Societal Benefits 1,906.594 therms x \$0.043659	\$83.24
<i>This charge recovers the cost of government mandated programs designed to achieve public policy goals, such as energy conservation.</i>	

Total gas delivery charges \$271.96

Total gas charges \$271.96

Your monthly gas use



Visit MyAccount for more details regarding your energy usage.

Gas Deliveries

Bill Period deliveries	1,999.26
Imbalance	-92.67

The imbalance of -92.67 will be applied to your Gas Deliveries in the month of July. The amount and month applied may differ if you are switching third party suppliers or your account requires an adjustment.

Price to compare

A history of PSE&G's monthly Basic Gas Supply Service (BGSS) prices are located on our website at www.pseg.com.

Your PoD ID is: PG000011626833545191 – Your PoD ID is your Point of Delivery identification within PSE&G's system.





18-0383
Bugs Aldrin
E: @ 21,11992

Shut-off notice
Total amount due **\$8,280.80**
See shut-off notice below for payment details

Your energy bill

Bill date: May 17, 2018
For the period: April 17, 2018 to May 15, 2018

Message Center

**** SHUT-OFF NOTICE ****
1-800-357-2262 (Mon-Fri, 7:30 AM - 8:00 PM)

G = 485.40

Your bill is now past due. Payment of \$2,000.10 must be received by 6/1/2018 or service may be shut off. A security deposit may be required if late payments continue. A statement of customer rights and fees is shown on the reverse side.

Si en el futuro usted desea recibir la notificación de desconexión de servicio en español, por favor llame al 1-800-357-2262.

Beware of payment scams. If you receive a phone call from someone demanding immediate bill payment with a prepaid card, it is a scam. PSEG never requires payment with a prepaid card. When in doubt, hang-up and call the number listed on your bill: 1-800-436-7734. For more information, visit pseg.com/scamalert.

NEXT METER READING June 14, 2018

How to contact us

1-855-BIZ-PSEG (249-7734)
Customer service: 7am to 5:30pm Mon to Fri, Closed on weekends and holidays
Emergencies / outages: 24 hours daily
TTY for the hearing impaired 1 800 225-0072

Visit pseg.com/myaccount to access your account anytime

Text us. Register for MyAlerts by texting **REG** to 4PSEG(47734)
> Text **OUT** to report an outage.

[facebook.com/pseg](https://www.facebook.com/pseg) twitter.com/psegdelivers

MONTCLAIR BD OF ED
MONTCLAIR TWP OF

ACCOUNT NUMBER
4200345609

SERVICE ADDRESS
173 BELLEVUE AVE HEBRON MID
MONTCLAIR TWP NJ 07043-1818

Your billing summary

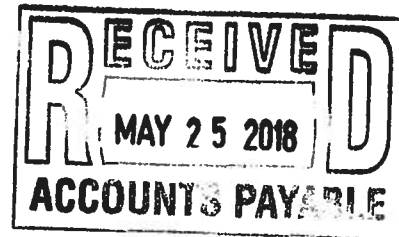
Balance remaining from your last bill

PSE&G balance from last bill	\$31,058.67
Less Payment received - thank you!	-\$29,058.57
Balance remaining from your last bill	\$2,000.10

This month's charges and credits

Electric charges - PSE&G for 1 meter	\$6,280.70
This month's charges and credits	\$6,280.70

Total amount due by Jun 1, 2018 **\$8,280.80**



Statement of customer's rights

If you have any billing or service questions, you should first call PSE&G at **1-800-436-7734** between 7am and 8pm, Monday through Friday, or between 7am and 5pm on Saturdays or visit one of our customer service centers. You may have counsel or third party representation when appearing before PSE&G to contest a bona fide disputed charge.

If you are not able to make a payment, we may be able to help you by setting up a reasonable payment arrangement. You can discuss your options by visiting one of our customer service centers, or by calling our credit and collection center at **1-800-357-2262** between 7:30am and 8pm, Monday through Friday.

If you are not able to resolve a dispute with us, you may contact the New Jersey Board of Public Utilities to ask them to help you resolve it. PSE&G operates under the authority of the Board.

The Board's address is:

44 South Clinton Avenue,
Trenton, NJ 08625
Phone: 1 609 341-9188,
Toll free 1 800 624-0241.

You may also ask for a formal hearing with the Board to discuss your dispute.

If you contact the Board within five days of trying to resolve your dispute with us, we will not shut off service to you because you haven't paid your bill. However, you must pay all other charges that you're not disputing.

If your service is shut off

If we shut off your service because you fail to pay outstanding charges, we will charge a reconnection fee of \$45.00 for each service when you do pay the amount you owe. We may not be able to restore your service on the date you make your payment. We may also require you to pay a security deposit.

You can avoid paying a security deposit and earning a poor credit rating with PSE&G by paying your bills by their due date. A fee of \$30.00 will be charged if a visit is made to collect past due bills. A late payment fee may be charged for past due bills.

**MONTCLAIR BD OF ED
MONTCLAIR TWP OF**

Your account number: 4200345609
Invoice Number: 600005390868

Details of your electric charges

Your rate: Large Power & Lighting Secondary (LPLS)

Meter # 9205674	Usage
Reading May 15, 2018	
On-Peak Actual	5119
Reading Apr 17, 2018	
Less On-Peak Actual	4979
Multiplier	400
Total On kWh	36,163
Total Off kWh	19,666
Total kWh	55,829

Delivery charges

Monthly service charge		\$370.81
Charges for delivering electric to you:		
Annual Demand	213.100 kW x \$3.575082	\$761.85
	<i>The highest Measured Demand in any time period in the current month.</i>	
kWh - On-peak	36,163 kWh x \$0.001047	\$37.86
	<i>Energy consumed between 8am-10pm, Monday to Friday.</i>	
kWh - Off-peak	19,666 kWh x \$0.001047	\$20.59
	<i>Energy consumed outside peak hours.</i>	
Societal Benefits	55,829 kWh x \$0.007874	\$439.60
	<i>This charge recovers the cost of government mandated programs designed to achieve public policy goals, such as energy conservation.</i>	

Total electric delivery charges \$1,630.71

Supply charges

BGS Capacity		
Generation	64.732 kW x \$6.173454	\$399.62
Transmission	61.137 kW x \$9.392348	\$574.22
Cost of electric supplied by PSE&G:		
On-peak		
For the first	16,995 kWh x \$0.069119	\$1,174.68
For the next	19,168 kWh x \$0.078845	\$1,511.30
Off-peak		
For the first	9,608 kWh x \$0.045375	\$435.96
For the next	10,058 kWh x \$0.055101	\$554.21

Total electric supply charges \$4,649.99

Total electric charges \$6,280.70

MEASURED DEMAND

On-Peak kW	213.10
Off-Peak2 kW	168.80

Measured Demand is the maximum use of electricity at any time during a monthly time period, as measured by your meter.

BILLED DEMAND

Annual Demand kW	213.10
------------------	--------

SUPPLY CAPACITY

Generation kW	64.732
Transmission kW	61.137

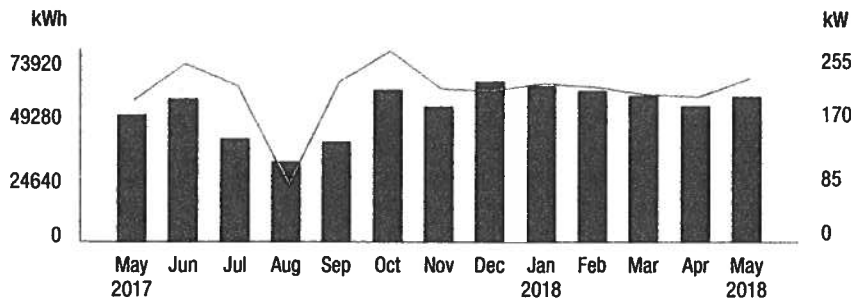
Supply capacity is required to serve the system's annual peak usage. The above supply capacity represents your share of these facilities, in kilowatts (kW). It is calculated based on your peak usage from the previous summer. Supply capacity values are updated periodically throughout the year and are prorated based on your service period.

Price to compare

If you want to consider getting your electric supply from another supplier, you can compare their price with ours. This month, your cost for energy supply is \$4,649.99. This *price to compare* varies from month to month, depending on your usage.

Your PoD ID is: PE000011626834345191 – Your PoD ID is your Point of Delivery identification within PSE&G's system. You will need this number if you are considering enrolling with another supplier.

Your monthly electric use



■ Total energy used — Highest measured demand each month E Estimated reading

Visit MyAccount for more details regarding your energy usage.



MONTCLAIR BD OF ED
MONTCLAIR TWP OF
Your account number: 4200345609
Invoice Number: 600005390868

Payments

Payment - Thank You	May 7, 2018	-\$6,345.03
Payment - Thank You	Apr 27, 2018	-\$22,713.54
Total payments		\$29,058.57 CR



18-0383
MHS
G = \$ 853.37
E = 31,008.14

Total amount due

\$12,156.47 CR

Your energy bill

Bill date: May 21, 2018
For the period: April 13, 2018 to May 16, 2018

Message Center

Beware of payment scams. If you receive a phone call from someone demanding immediate bill payment with a prepaid card, it is a scam. PSE&G never requires payment with a prepaid card. When in doubt, hang-up and call the number listed on your bill: 1-800-436-7734. For more information, visit pseg.com/scamalert.

Stay connected 24/7! For your convenience, there are a variety of ways to report a power outage and receive outage updates. To learn how, visit pseg.com/outagecenter.

When you see our crews in the street installing new gas pipes, please pardon any inconvenience. We're working hard to make sure our gas system is upgraded to safely and reliably provide you with heat and hot water now and in the future. For a list of towns and streets where the work is taking place, go to pseg.com/gaswork.

NEXT METER READING June 15, 2018

How to contact us

1-855-BIZ-PSEG (249-7734)

Customer service: 7am to 5:30pm Mon to Fri, Closed on weekends and holidays

Emergencies / outages: 24 hours daily

TTY for the hearing impaired 1 800 225-0072

Visit pseg.com/myaccount to access your account anytime

Text us. Register for MyAlerts by texting **REG** to 4PSEG(47734)
> Text **OUT** to report an outage.

[facebook.com/pseg](https://www.facebook.com/pseg)

twitter.com/psegdelivers

**▶ MONTCLAIR BD OF ED
TWSP OF MONTCLAIR**

ACCOUNT NUMBER
4200351900

SERVICE ADDRESS
100 CHESTNUT ST HIGH SCH
MONTCLAIR TWP NJ 07042-2908

Your billing summary


Balance remaining from your last bill

PSE&G balance from last bill	\$30,617.46
Less Payment received - thank you!	-\$45,629.72
Balance remaining from your last bill	-\$15,012.26

This month's charges and credits

Gas charges - PSE&G for 2 meters	\$439.55
Plus Electric charges - PSE&G for 1 meter	\$2,414.24
Plus Electric supply charges - DIRECT ENERGY BUSINESS, LLC - not available	\$ 2,416.24
Plus Meter Product Charges	\$2.00
This month's charges and credits	\$2,855.79

Total credit balance **\$12,156.47 CR**



**MONTCLAIR BOARD OF ED
TWSP OF MONTCLAIR****Your account number: 4200351900**
Invoice Number: 600705353218**Message Center** (Continued from page 1)

Si desea recibir en español una notificación de desconexión del servicio, llame al **1-800-357-2262**.

In early May, small businesses throughout the country celebrate National Small Business Week. In honor of this week, PSE&G would like to thank you for your business, and recognize the critical contributions of New Jersey's small business owners who work hard every day.

At PSE&G, we are committed to supporting your business needs. That's why we created a dedicated, toll-free phone number to address your energy questions and concerns. **PSE&G's Business Solutions Center** is available Monday-Friday, 7:00 a.m. – 5:30 p.m. at **1-855-249-7734 (1-855-BIZ-PSEG)**.

Streetlights help to keep our neighborhoods safe. To report that a streetlight is out in your neighborhood, go to pseg.com/streetlight, or call 1-800-436-PSEG (7734). Tell us the location of the street light, the nearest cross street, and if possible, the pole number (usually located on a metal strip attached to the pole).

For your safety and ours, please slow down and respect traffic cones when you see work being done on the roads. Be patient and careful, and follow the traffic control warnings around job sites.

Don't miss your meter reading

If you'll be away on your meter reading day, log in to *MyAccount* at pseg.com or call 1-800-622-0197 before your scheduled date, to submit your reading.

Electric & Gas Rate Information

For news about PSE&G's rate filing and upcoming public hearings visit www.pseg.com/pseandgfilings. Under applicable tax law, the State Sales and Use Tax and corporate business tax are imposed upon the energy you have used.

**MONTCLAIR BD OF ED
TWSP OF MONTCLAIR**

Your account number: **4200351900**
Invoice Number: 600705353218



Details of your gas charges

Your rate: *General Service Gas (GSG)*

Meter # 2579052	Usage
Actual reading May 16, 2018	4453
<i>Less</i> Actual reading Apr 17, 2018	4121
Difference	332
Converted to CCF x 1.068	354.642
Converted to therms x 1.036	367.410
Total gas you used in 29 days	367.410 therms

Delivery charges

Monthly service charge	\$12.03
Charges for delivering gas to you: 367.410 therms x \$0.263439	\$96.79
Societal Benefits 367.410 therms x \$0.043657	\$16.04

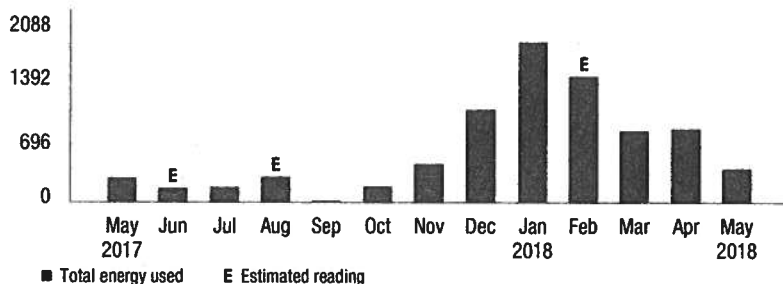
This charge recovers the cost of government mandated programs designed to achieve public policy goals, such as energy conservation.

Total gas delivery charges \$124.86

Total gas charges \$124.86

Your monthly gas use

Therms



Visit MyAccount for more details regarding your energy usage.

Gas Deliveries

Bill Period deliveries	275.81
Imbalance	91.60

The imbalance of 91.60 will be applied to your Gas Deliveries in the month of July. The amount and month applied may differ if you are switching third party suppliers or your account requires an adjustment.

Price to compare

A history of PSE&G's monthly Basic Gas Supply Service (BGSS) prices are located on our website at www.pseg.com.

Your PoD ID is: PG000008461142538751 – Your PoD ID is your Point of Delivery identification within PSE&G's system.





Details of your gas charges

Your rate: *Large Volume Gas (LVG)*

Meter # 1784994	Usage
Actual reading May 16, 2018	602631
<i>Less</i> Actual reading Apr 17, 2018	600325
Difference	2,306
Converted to CCF x 1.007	2,322.142
Converted to therms x 1.036	2,405.739
Total gas you used in 29 days	2,405.739 therms

Delivery charges

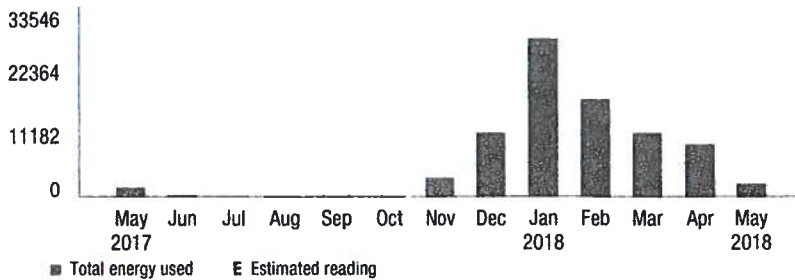
Monthly service charge		\$106.75
Charges for delivering gas to you:		
For the First	1,000.000 therms x \$0.043950	\$43.95
For the Next	1,405.739 therms x \$0.041942	\$58.96
Societal Benefits	2,405.739 therms x \$0.043658	\$105.03

Total gas delivery charges \$314.69

Total gas charges \$314.69

Your monthly gas use

Therms



Visit MyAccount for more details regarding your energy usage.

Gas Deliveries

Bill Period deliveries	2,874.84
Imbalance	-469.10

The imbalance of -469.10 will be applied to your Gas Deliveries in the month of July. The amount and month applied may differ if you are switching third party suppliers or your account requires an adjustment.

Price to compare

A history of PSE&G's monthly Basic Gas Supply Service (BGSS) prices are located on our website at www.pseg.com.

Your PoD ID is: PG000008461143338751 –
Your PoD ID is your Point of Delivery identification within PSE&G's system.

Details of your electric charges

Your rate: *Large Power & Lighting Secondary (LPLS)*

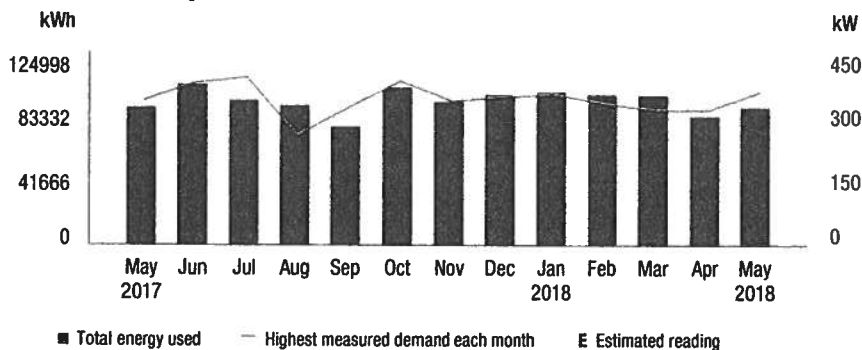
Meter # 9213601	Usage
Reading May 11, 2018	
On-Peak Actual	9409
Reading Apr 13, 2018	
<i>Less</i> On-Peak Actual	9187
Multiplier	400
Total On kWh	58,406
Total Off kWh	30,430
Total kWh	88,836

Delivery charges

Monthly service charge		\$370.81
Charges for delivering electric to you:		
Annual Demand	349.900 kW x \$3.575107	\$1,250.93
	<i>The highest Measured Demand in any time period in the current month.</i>	
kWh - On-peak	58,406 kWh x \$0.001047	\$61.15
	<i>Energy consumed between 8am-10pm, Monday to Friday.</i>	
kWh - Off-peak	30,430 kWh x \$0.001047	\$31.86
	<i>Energy consumed outside peak hours.</i>	
Societal Benefits	88,836 kWh x \$0.007874	\$699.49
Total electric delivery charges		\$2,414.24

Total electric charges **\$2,414.24**

Your monthly electric use



Visit MyAccount for more details regarding your energy usage.

MEASURED DEMAND

On-Peak kW	349.90
Off-Peak2 kW	240.50

Measured Demand is the maximum use of electricity at any time during a monthly time period, as measured by your meter.

BILLED DEMAND

Annual Demand kW	349.90
------------------	--------

SUPPLY CAPACITY

Generation kW	193.861
Transmission kW	190.324

Supply capacity is required to serve the system's annual peak usage. The above supply capacity represents your share of these facilities, in kilowatts (kW). It is calculated based on your peak usage from the previous summer. Supply capacity values are updated periodically throughout the year and are prorated based on your service period.

Price to compare

You are currently buying your electricity from another supplier. If you had been purchasing your electric supply from PSE&G, your cost would be \$8,775.23. This is your *price to compare*. It varies from month to month depending on your usage.

Your PoD ID is: PE000008461144138751 –
Your PoD ID is your Point of Delivery identification within PSE&G's system.



Electric supply charges - DIRECT ENERGY BUSINESS, LLC

Through the CHOICE Program, you have chosen to purchase electricity from DIRECT ENERGY BUSINESS, LLC. If you have any questions about the electric supply charges below, please contact them directly at (888) 925-9115.

Electric Supplier Charges Are Not Available

Meter products and services

Meter	Description	Amount
E 9213601	Elec web (internet access)	\$2.00
Total meter products and services		\$2.00

Payments

Payment - Thank You	May 7, 2018	-\$10,400.23
Payment - Thank You	Apr 27, 2018	-\$35,229.49
Total payments		\$45,629.72 CR



PSE&G

We make things work for you.

Total amount due

\$249.81

Please pay by

June 5, 2018

Your energy bill

Bill date: May 21, 2018

For the period: April 13, 2018 to May 16, 2018

Message Center

Beware of payment scams. If you receive a phone call from someone demanding immediate bill payment with a prepaid card, it is a scam. PSE&G never requires payment with a prepaid card. When in doubt, hang-up and call the number listed on your bill: 1-800-436-7734. For more information, visit pseg.com/scamalert.

Stay connected 24/7! For your convenience, there are a variety of ways to report a power outage and receive outage updates. To learn how, visit pseg.com/outagecenter.

When you see our crews in the street installing new gas pipes, please pardon any inconvenience. We're working hard to make sure our gas system is upgraded to safely and reliably provide you with heat and hot water now and in the future. For a list of towns and streets where the work is taking place, go to pseg.com/gaswork.

NEXT METER READING June 15, 2018

How to contact us

1-855-BIZ-PSEG (249-7734)

Customer service: 7am to 5:30pm Mon to Fri, Closed on weekends and holidays

Emergencies / outages: 24 hours daily

TTY for the hearing impaired 1 800 225-0072

Visit pseg.com/myaccount to access your account anytime

Text us. Register for MyAlerts by texting **REG** to 4PSEG(47734)
> Text **OUT** to report an outage.

[facebook.com/pseg](https://www.facebook.com/pseg)

twitter.com/psegdelivers

▶ **MONTCLAIR BD OF ED**
MONTCLAIR TWP OF

ACCOUNT NUMBER
4200776308

SERVICE ADDRESS
54 ORANGE RD HILLSIDE
MONTCLAIR TWP NJ 07042-2110

18-0383
E = \$ 11,112.41 G = \$ 283.96

Your billing summary

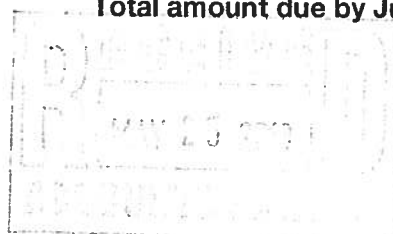
Balance remaining from your last bill

PSE&G balance from last bill	\$10,316.96
<i>Less</i> Payment received - <i>thank you!</i>	-\$11,296.54
Balance remaining from your last bill	-\$979.58

This month's charges and credits

Gas charges - PSE&G for 1 meter	\$97.036
<i>Plus</i> Electric charges - PSE&G for 1 meter	\$1,130.36
<i>Plus</i> Electric supply charges - DIRECT ENERGY BUSINESS, LLC - not available	
<i>Plus</i> Meter Product Charges	\$2.00
This month's charges and credits	\$1,229.39

Total amount due by Jun 5, 2018 **\$249.81**



**MONTCLAIR BD OF ED
MONTCLAIR TWP OF****Your account number: 4200776308**
Invoice Number: 600905340502**Message Center** (Continued from page 1)

Si desea recibir en español una notificación de desconexión del servicio, llame al **1-800-357-2262**.

In early May, small businesses throughout the country celebrate **National Small Business Week**. In honor of this week, PSE&G would like to thank you for your business, and recognize the critical contributions of New Jersey's small business owners who work hard every day.

At PSE&G, we are committed to supporting your business needs. That's why we created a dedicated, toll-free phone number to address your energy questions and concerns. **PSE&G's Business Solutions Center** is available Monday-Friday, 7:00 a.m. – 5:30 p.m. at **1-855-249-7734 (1-855-BIZ-PSEG)**.

Streetlights help to keep our neighborhoods safe. To report that a streetlight is out in your neighborhood, go to pseg.com/streetlight, or call 1-800-436-PSEG (7734). Tell us the location of the street light, the nearest cross street, and if possible, the pole number (usually located on a metal strip attached to the pole).

For your safety and ours, please slow down and respect traffic cones when you see work being done on the roads. Be patient and careful, and follow the traffic control warnings around job sites.

Don't miss your meter reading

If you'll be away on your meter reading day, log in to *MyAccount* at pseg.com or call **1-800-622-0197** before your scheduled date, to submit your reading.

Electric & Gas Rate Information

For news about PSE&G's rate filing and upcoming public hearings visit www.pseg.com/pseandgfilings. Under applicable tax law, the State Sales and Use Tax and corporate business tax are imposed upon the energy you have used.

MONTCLAIR BD OF ED
MONTCLAIR TWP OF
 Your account number: **4200776308**
 Invoice Number: 600905340502

Details of your gas charges

Your rate: *General Service Gas (GSG)*

Meter # 4225127	Usage
Actual reading May 16, 2018	2271
<i>Less</i> Estimated reading Apr 17, 2018	2007
Difference	264
Converted to CCF x 1.012	267.168
Converted to therms x 1.036	276.786
Total gas you used in 29 days	276.786 therms

Delivery charges

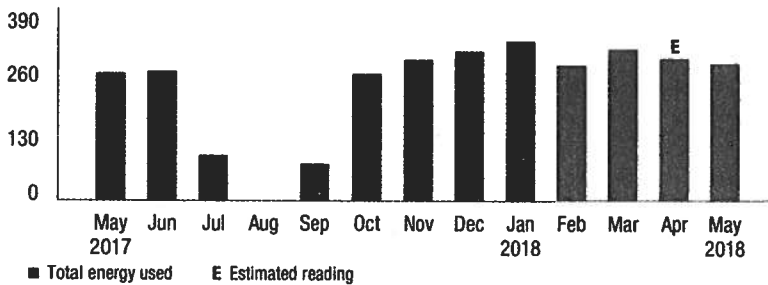
Monthly service charge	\$12.03
Charges for delivering gas to you: 276.786 therms x \$0.263453	\$72.92
Societal Benefits 276.786 therms x \$0.043644	\$12.08
<i>This charge recovers the cost of government mandated programs designed to achieve public policy goals, such as energy conservation.</i>	

Total gas delivery charges \$97.03

Total gas charges \$97.03

Your monthly gas use

Therms



Visit MyAccount for more details regarding your energy usage.

Gas Deliveries

Bill Period deliveries	256.22
Imbalance	20.56

The imbalance of 20.56 will be applied to your Gas Deliveries in the month of July. The amount and month applied may differ if you are switching third party suppliers or your account requires an adjustment.

Price to compare

A history of PSE&G's monthly Basic Gas Supply Service (BGSS) prices are located on our website at www.pseg.com.

Your PoD ID is: PG000010894967845191 -
 Your PoD ID is your Point of Delivery identification within PSE&G's system.



Details of your electric charges

Your rate: *Large Power & Lighting Secondary (LPLS)*

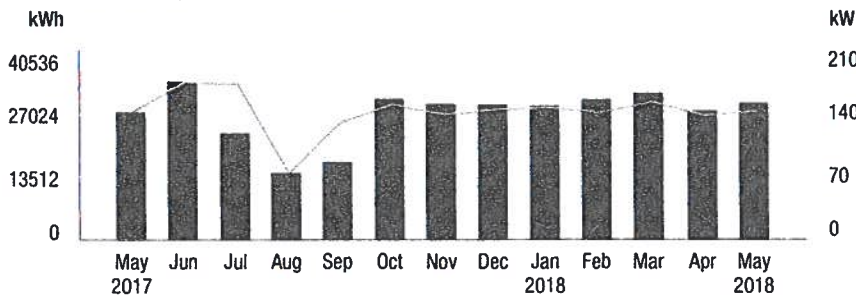
Meter # 9213599	Usage
Reading May 11, 2018	
On-Peak Actual	8756
Reading Apr 13, 2018	
Less On-Peak Actual	8512
Multiplier	120
Total On kWh	22,900
Total Off kWh	6,297
Total kWh	29,197

Delivery charges

Monthly service charge	\$370.81
Charges for delivering electric to you:	
Annual Demand 139.600 kW x \$3.575072	\$499.08
<i>The highest Measured Demand in any time period in the current month.</i>	
kWh - On-peak 22,900 kWh x \$0.001047	\$23.98
<i>Energy consumed between 8am-10pm, Monday to Friday.</i>	
kWh - Off-peak 6,297 kWh x \$0.001047	\$6.59
<i>Energy consumed outside peak hours.</i>	
Societal Benefits 29,197 kWh x \$0.007874	\$229.90
Total electric delivery charges	\$1,130.36

Total electric charges **\$1,130.36**

Your monthly electric use



■ Total energy used — Highest measured demand each month E Estimated reading

Visit MyAccount for more details regarding your energy usage.

MEASURED DEMAND

On-Peak kW	139.60
Off-Peak2 kW	52.00

Measured Demand is the maximum use of electricity at any time during a monthly time period, as measured by your meter.

BILLED DEMAND

Annual Demand kW	139.60
------------------	--------

SUPPLY CAPACITY

Generation kW	35.063
Transmission kW	32.200

Supply capacity is required to serve the system's annual peak usage. The above supply capacity represents your share of these facilities, in kilowatts (kW). It is calculated based on your peak usage from the previous summer. Supply capacity values are updated periodically throughout the year and are prorated based on your service period.

Price to compare

You are currently buying your electricity from another supplier. If you had been purchasing your electric supply from PSE&G, your cost would be \$2,504.75. This is your *price to compare*. It varies from month to month depending on your usage.

Your PoD ID is: PE000010894968645191 –
 Your PoD ID is your Point of Delivery identification within PSE&G's system.

Electric supply charges - DIRECT ENERGY BUSINESS, LLC

Through the CHOICE Program, you have chosen to purchase electricity from DIRECT ENERGY BUSINESS, LLC. If you have any questions about the electric supply charges below, please contact them directly at (888) 925-9115.

Electric Supplier Charges Are Not Available

Meter products and services

Meter	Description	Amount
E 9213599	Elec web (internet access)	\$2.00
Total meter products and services		\$2.00

Payments

Payment - Thank You	May 7, 2018	-\$3,533.57
Payment - Thank You	Apr 27, 2018	-\$7,762.97
Total payments		\$11,296.54 CR





PSE&G

We make things work for you.

*Bradford
18-0383*

Total amount due

\$3,703.47

Please pay by

June 4, 2018

Your energy bill

Bill date: May 18, 2018

For the period: April 17, 2018 to May 16, 2018

Message Center

Beware of payment scams. If you receive a phone call from someone demanding immediate bill payment with a prepaid card, it is a scam. PSE&G never requires payment with a prepaid card. When in doubt, hang-up and call the number listed on your bill: 1-800-436-7734. For more information, visit pseg.com/scamalert.

Stay connected 24/7! For your convenience, there are a variety of ways to report a power outage and receive outage updates. To learn how, visit pseg.com/outagecenter.

When you see our crews in the street installing new gas pipes, please pardon any inconvenience. We're working hard to make sure our gas system is upgraded to safely and reliably provide you with heat and hot water now and in the future. For a list of towns and streets where the work is taking place, go to pseg.com/gaswork.

► **MONTCLAIR BD OF ED**
MONTCLAIR TWP OF

C = 18,125.12

ACCOUNT NUMBER
4200776405

SERVICE ADDRESS
MT HEBRON RD BRADFORD
MONTCLAIR TWP NJ 07042

Your billing summary

Balance remaining from your last bill


PSE&G balance from last bill	\$14,760.57
<i>Less</i> Payment received - <i>thank you!</i>	-\$14,812.81
Balance remaining from your last bill	-\$52.24

This month's charges and credits

Gas charges - PSE&G for 1 meter	\$195.59
<i>Plus</i> Electric charges - PSE&G for 1 meter	\$1,151.39
<i>Plus</i> Electric supply charges - DIRECT ENERGY BUSINESS, LLC	\$2,406.73
<i>Plus</i> Meter Product Charges	\$2.00
This month's charges and credits	\$3,755.71

Total amount due by Jun 4, 2018

\$3,703.47



NEXT METER READING June 14, 2018

How to contact us

1-855-BIZ-PSEG (249-7734)

Customer service: 7am to 5:30pm Mon to Fri, Closed on weekends and holidays

Emergencies / outages: 24 hours daily

TTY for the hearing impaired 1 800 225-0072

Visit pseg.com/myaccount to access your account anytime

Text us. Register for MyAlerts by texting **REG** to 4PSEG(47734)
> Text **OUT** to report an outage.

facebook.com/pseg

twitter.com/psegdelivers

! Message Center (Continued from page 1)

Si desea recibir en español una notificación de desconexión del servicio, llame al 1-800-357-2262.

In early May, small businesses throughout the country celebrate National Small Business Week. In honor of this week, PSE&G would like to thank you for your business, and recognize the critical contributions of New Jersey's small business owners who work hard every day.

At PSE&G, we are committed to supporting your business needs. That's why we created a dedicated, toll-free phone number to address your energy questions and concerns. PSE&G's Business Solutions Center is available Monday-Friday, 7:00 a.m. – 5:30 p.m. at 1-855-249-7734 (1-855-BIZ-PSEG).

Streetlights help to keep our neighborhoods safe. To report that a streetlight is out in your neighborhood, go to pseg.com/streetlight, or call 1-800-436-PSEG (7734). Tell us the location of the street light, the nearest cross street, and if possible, the pole number (usually located on a metal strip attached to the pole).

For your safety and ours, please slow down and respect traffic cones when you see work being done on the roads. Be patient and careful, and follow the traffic control warnings around job sites.

Don't miss your meter reading

If you'll be away on your meter reading day, log in to *MyAccount* at pseg.com or call 1-800-622-0197 before your scheduled date, to submit your reading.

Electric & Gas Rate Information

For news about PSE&G's rate filing and upcoming public hearings visit www.pseg.com/pseandgfilings. Under applicable tax law, the State Sales and Use Tax and corporate business tax are imposed upon the energy you have used.



Details of your gas charges

Your rate: *Large Volume Gas (LVG)*

<i>Meter # 2283375</i>	<i>Usage</i>
Actual reading May 16, 2018	41284
<i>Less</i> Actual reading Apr 17, 2018	40337
Difference	947
Converted to CCF x 1.034	979.103
Converted to therms x 1.036	1,014.351
Total gas you used in 29 days	1,014.351 therms

Delivery charges

Monthly service charge	\$106.75
Charges for delivering gas to you:	
For the First 1,000.000 therms x \$0.043950	\$43.95
For the Next 14.351 therms x \$0.041809	\$0.60
Societal Benefits 1,014.351 therms x \$0.043663	\$44.29
<i>This charge recovers the cost of government mandated programs designed to achieve public policy goals, such as energy conservation.</i>	

Total gas delivery charges \$195.59

Total gas charges \$195.59

Gas Deliveries

Bill Period deliveries	1,116.10
Imbalance	-101.75

The imbalance of -101.75 will be applied to your Gas Deliveries in the month of July. The amount and month applied may differ if you are switching third party suppliers or your account requires an adjustment.

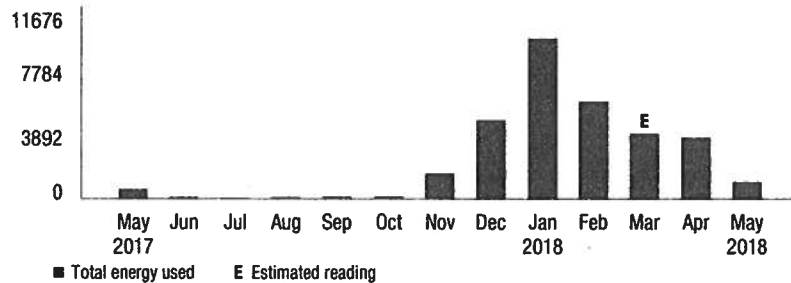
Price to compare

A history of PSE&G's monthly Basic Gas Supply Service (BGSS) prices are located on our website at www.pseg.com.

Your PoD ID is: PG000010894971045191 – Your PoD ID is your Point of Delivery identification within PSE&G's system.

Your monthly gas use

Therms



Visit MyAccount for more details regarding your energy usage.



Details of your electric charges

Your rate: *Large Power & Lighting Secondary (LPLS)*

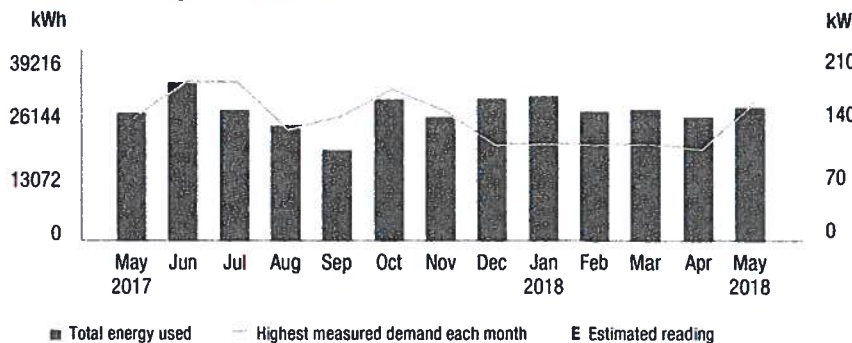
Meter # 9213517	Usage
Reading May 15, 2018	
On-Peak Actual	9090
Reading Apr 17, 2018	
Less On-Peak Actual	8860
Multiplier	120
Total On kWh	19,362
Total Off kWh	8,225
Total kWh	27,587

Delivery charges

Monthly service charge		\$370.81
Charges for delivering electric to you:		
Annual Demand	149.500 kW x \$3.575117	\$534.48
	<i>The highest Measured Demand in any time period in the current month.</i>	
kWh - On-peak	19,362 kWh x \$0.001047	\$20.27
	<i>Energy consumed between 8am-10pm, Monday to Friday</i>	
kWh - Off-peak	8,225 kWh x \$0.001047	\$8.61
	<i>Energy consumed outside peak hours.</i>	
Societal Benefits	27,587 kWh x \$0.007874	\$217.22
Total electric delivery charges		\$1,151.39

Total electric charges **\$1,151.39**

Your monthly electric use



Visit MyAccount for more details regarding your energy usage.

MEASURED DEMAND

On-Peak kW	149.50
Off-Peak2 kW	90.70

Measured Demand is the maximum use of electricity at any time during a monthly time period, as measured by your meter.

BILLED DEMAND

Annual Demand kW	149.50
------------------	--------

SUPPLY CAPACITY

Generation kW	63.979
Transmission kW	49.995

Supply capacity is required to serve the system's annual peak usage. The above supply capacity represents your share of these facilities, in kilowatts (kW). It is calculated based on your peak usage from the previous summer. Supply capacity values are updated periodically throughout the year and are prorated based on your service period.

Price to compare

You are currently buying your electricity from another supplier. If you had been purchasing your electric supply from PSE&G, your cost would be \$2,720.78. This is your *price to compare*. It varies from month to month depending on your usage.

Your PoD ID is: PE000010894972845191 – Your PoD ID is your Point of Delivery identification within PSE&G's system.

Electric supply charges - DIRECT ENERGY BUSINESS, LLC

Through the CHOICE Program, you have chosen to purchase electricity from DIRECT ENERGY BUSINESS, LLC. If you have any questions about the electric supply charges below, please contact them directly at (888) 925-9115.

Adjustments	\$0.00
Current charges	\$2,406.73

⚡ Total DIRECT ENERGY BUSINESS, LLC Charges **\$2,406.73**

Meter products and services

Meter	Description	Amount
E 9213517	Elec web (internet access)	\$2.00
Total meter products and services		\$2.00

Payments

Payment - Thank You	May 7, 2018	-\$3,550.73
Payment - Thank You	Apr 27, 2018	-\$11,262.08

Total payments **\$14,812.81 CR**





1

2

3

4